



A Comparative Evaluation of Biostimulants on Growth and Yield of Finger Millet (*Eleusine coracana* L. Gaertn.) in the Red Lateritic Region of West Bengal, India

S. Karak ^a, U. Thapa ^{b*}, K. Sharma ^c, D. Sarkar ^c,
R. S. Chhaya ^c and T. Mitran ^a

^a National Remote Sensing Centre, Indian Space Research Organization, Hyderabad, India.

^b Department of Vegetable Science, Faculty of Horticulture, Bidhan Chandra Krishi Viswavidyalaya, West Bengal, India.

^c Micro Algae Solutions India Pvt. Ltd. Noida One, Unit 217, Plot No. 8, Block B, Tower-C Sector 62, Noida, UP -201309, India.

Authors' contributions

This work was carried out in collaboration among all authors. Authors SK and UT conceptualized and designed the study. Author SK performed the experiments and analyzed the data. Authors KS, DS and RSC wrote, reviewed and contributed to the manuscript. All authors read and approved the final manuscript.

Article Information

DOI: <https://doi.org/10.9734/jsrr/2024/v30i122649>

Open Peer Review History:

This journal follows the Advanced Open Peer Review policy. Identity of the Reviewers, Editor(s) and additional Reviewers, peer review comments, different versions of the manuscript, comments of the editors, etc are available here: <https://www.sdiarticle5.com/review-history/127739>

Original Research Article

Received: 29/09/2024

Accepted: 02/12/2024

Published: 03/12/2024

*Corresponding author: E-mail: drumesh.thapa@gmail.com;

ABSTRACT

Finger millet (*Eleusine coracana* L. Gaertn.), an ancient crop cultivated in India since 2300 BC, is highly valued in traditional production systems for its role in alleviating malnutrition, with a rich nutritional profile comprising 9.2% protein, 1.29% fat, 76.32% carbohydrates, and the highest calcium (344 mg%) and potassium (408 mg%) content among all cereals and millets. The present experiment entitled on "A Comparative Evaluation of Various Biostimulants on Finger Millet (*Eleusine coracana* L. Gaertn.) Growth and Yield in the Red Lateritic Region of West Bengal" was conducted during *kharif* season of 2022 at Farmers' field, Chandrakona, Paschim Medinipur, West Bengal. The experiment was laid out in Randomized Block Design replicated thrice consisting of 6 treatments [T₁: RDF (Recommended Dose of Fertilizers) + Seaweed Extracts at 0.2%, T₂: RDF + Moringa Extracts at 2%, T₃: RDF + Protein Hydrolysates & Amino acids at 0.2% T₄: RDF + Fulvic acid substances at 0.2%, T₅: RDF + Panchagavya at 3%, T₆: RDF (N: P: K- 30:15:15 kg ha⁻¹)]. The objective of this study is to find out the effect of foliar nutrition on growth and yield attribute of Finger millets. The grain and straw yield of finger millet as influenced by different treatments are found to be significant. Foliar spray of nutrition has resulted variable yield differences among the treatments. The highest grain yield 26.19 q.ha⁻¹ and straw yield 34.70 q.ha⁻¹ were recorded by RDF + Protein Hydrolysates & Amino acids at 0.2% followed by T₁ with the values of 25.12 q.ha⁻¹ and 31.56 q.ha⁻¹ respectively. From the above investigation it was evident that the foliar application of various biostimulants on finger millets had a positive impact on growth and yield, especially in nutrient-stressed soils. In this context, the present study aims to assess the feasibility and performance of finger millet cultivation with minimal nutrient input and the application of biostimulants in various combinations.

Keywords: *Biostimulants; finger millet; moringa extract; seaweed extract; panchagavya; foliar application; protein hydrolysates; fulvic acid.*

ABBREVIATIONS

RDF: Recommended Dose of Fertilizers; @: At the rate of; N:P:K: Nitrogen: Phosphorus: Potash; mg%: mg/100ml; DAS: Days after Sowing.

1. INTRODUCTION

Millets are small-seeded grasses that are hardy and grow well in dry zones as rain-fed crops under marginal conditions of soil fertility and moisture. Millet is possibly the best solution for "climate smart agriculture," as it is easy to grow, much more versatile, and more climate-proof than rice or wheat. Amongst the small millets, finger millet (Ragi) is the most climate resilient crop, which can be grown under a wide spectrum of extreme climatic conditions.

Finger millet (*Eleusine coracana* L. Gaertn) is cultivated in the tropical and subtropical regions, has been reported to thrive on hardly 28 per cent of the water requirement of rice (Triveni et al., 2017). In India, finger millet (Ragi) occupied an area of 1.19 million hectares accounting for a production of 1.98 million tonnes and an average productivity of 1661 kg ha⁻¹ (Sakamma et al., 2018). Finger millet, a nutrient-rich cereal, is a staple in many parts of the world due to its resilience to adverse climatic conditions and

minimal input requirements. Finger millet, valued in traditional production systems for alleviating malnutrition, contains 9.2% protein, 1.29% fat, 76.32% carbohydrates, 2.2% minerals, 3.90% ash, and 0.33% calcium (Reddy et al., 2018; Shobana et al., 2013). Despite its agronomic advantages, the cultivation of finger millet in West Bengal's red and lateritic belt remains largely unexplored. This region is characterized by nutrient-deficient soils, moderate to low organic matter, and limited water retention capacity. These challenges, coupled with the relatively low adoption of Ragi cultivation, have contributed to a lack of research on its potential in this area.

The red and lateritic soils possess inherent fertility traits, albeit limited, that could support low-input crops like finger millet and Its ability to thrive under minimal management conditions offers a promising alternative to conventional crops in the region, especially under scenarios where sustainable farming practices and resource efficiency are prioritized (Mukesh et al.,

2024). However, a systematic evaluation of its growth and productivity under different nutrient regimes and biostimulant applications is still missing. Biostimulants, such as seaweed extracts, humic and fulvic acids, and protein hydrolysates, have gained attention as sustainable tools for improving crop performance under suboptimal growing conditions (Kundu et al., 2023). These compounds enhance nutrient uptake, improve plant resilience to abiotic stress, and stimulate growth and increase yield. Integrating biostimulants into finger millet cultivation could potentially unlock new opportunities for resource-poor farmers in the red and lateritic belt.

This findings underscore the potential of biostimulants in enhancing productivity of Finger millet (ragi), through improved physiological and biochemical mechanisms. The primary objectives include evaluating the growth parameters and yield of finger millet under these conditions. This study is expected to provide critical insights into the potential of finger millet as a viable crop in the red and lateritic soils of West Bengal, contributing to sustainable agricultural practices in the region.

2. MATERIALS AND METHODS

The experiment was conducted during *kharif* season of 2022 at Farmers' field Chandrakona block, Paschim Medinipur, West Bengal. (22.68°N latitude, 87.55°E longitude) comes under Red and Lateritic zone of West Bengal with average annual rainfall is 1500-1600 mm. The soil of the experimental field was sandy loam in nature (containing 43.9% sand, 49.8% silt, and 6.3% clay), having pH of 5.5. The experiment was laid out in Randomized Block Design replicated thrice consisting of 6 treatments T₁: RDF + Seaweed Extracts at 0.2%, T₂: RDF + Moringa Extracts at 2%, T₃: RDF + Protein Hydrolysates (PH) & Amino acids at 0.2%) T₄: RDF + Fulvic acid substances at 0.2%, T₅: RDF

+ Panchagavya at 3%, T₆: RDF (N: P: K- 30:15:15 kg ha⁻¹) (Table 1). The experimental field was prepared thoroughly with the help of tractor followed by power tiller and leveling for final land preparation considering the seed size. After leveling, the standard package of practices was followed and finger millet was direct sown in the month of July with row to row spacing of 30 cm. Growth parameters of the crop were recorded at intervals of 30 days and yield attributes were recorded at the time of harvest. The source of nitrogen, phosphorus and potassium were Urea, Single Super Phosphate and Muriate of potash, respectively. Foliar application of different biostimulants as mention in treatments detail has been applied in the finger millets plants at 30 DAS and at 60 DAS (Days after Sowing). Among the biostimulants utilized, Kazuki Gold (AGMA Energy) served as sources of Protein Hydrolysates (PH) and amino acids; Seasol (derived from *Ascophyllum nodosum*) was employed as a seaweed extract; Biohume provided fulvic acid substances. Additionally, Moringa extract and Panchagavya were prepared in-house following standard protocols

3. RESULTS AND DISCUSSION

3.1 Plant Height

The plant height due to various biostimulants application as foliar spray showed statistically significant, and the results were presented in Table 2 and Fig. 1. During the investigation, the plant heights were recorded at 30 days after sowing, 60 days after sowing, and at the time of harvest. It was observed that at 30 DAS, maximum plant height of 17.87 cm was obtained from the application of Protein Hydrolysates & Amino Acids (T₃) @ 0.2% followed by T₁ and T₂. Similarly when the plant height was recorded at 60 days and as well as at harvest the same treatment was given maximum plant height of 67.14 cm and 100.65 cm, respectively. The minimum plant height of 16.68 cm, 62.06 cm,

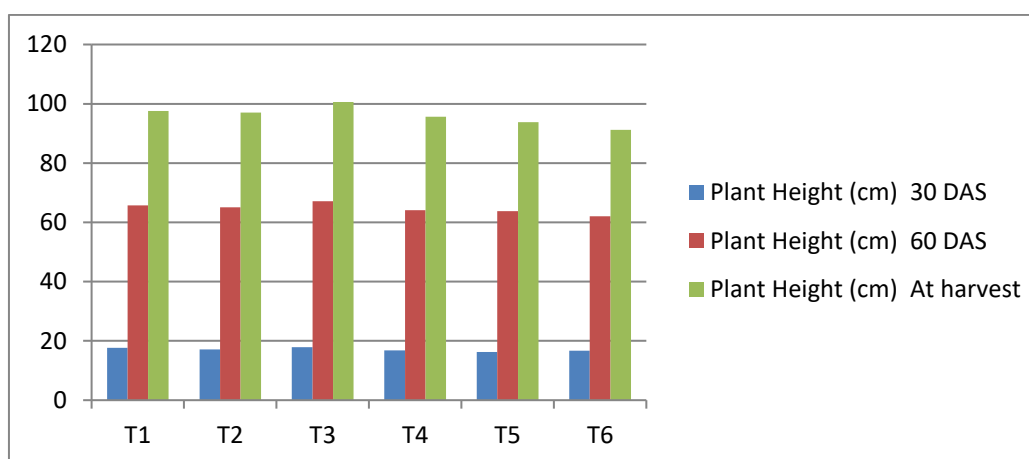
Table 1. Treatments detail

Treatments	Details
T ₁	RDF + Seaweed Extracts @ 0.2%
T ₂	RDF + Moringa Extracts @ 2%
T ₃	RDF + Protein Hydrolysate & Amino acid Substances @ 0.2%
T ₄	RDF + Fulvic acid substances @ 0.2%
T ₅	RDF + Panchagavya @ 3%
T ₆	Only RDF

(RDF = Recommended Dose of Fertilizers (N: P: K- 30:15:15 kg ha⁻¹)

Table 2. Response of various biostimulants on plant height at different DAS

Treatments	Plant Height (cm)		
	30 DAS	60 DAS	At harvest
T ₁	17.71	65.67	97.63
T ₂	17.15	65.09	97.01
T ₃	17.87	67.14	100.65
T ₄	16.83	64.10	95.63
T ₅	16.26	63.76	93.75
T ₆	16.68	62.06	91.26
S.Em (±)	0.30	0.196	0.209
CD (5%)	0.91	0.59	0.63

**Fig. 1. Response of various biostimulants on plant height (cm) at different sampling days**

and 91.26.cm were recorded respectively during 30 DAS, 60 DAS and at harvest from the T₆ which received only RDF (N, P₂O₅ and K₂O: 30, 15, 15 kg ha⁻¹). From the above observation it was cleared that foliar application of Protein Hydrolysates & Amino Acids has a positive influence on the height of the plants due to easy assimilation of the nutrients and better uptake of nutrients from the soils. The results are in conformity with Sunitha et al. (2004) and Chethan et al., (2023).

3.2 Number of Tillers per Plant

Number of tillers per plant for different biostimulants application was statistically significant at the all observation days. The detailed observation has presented in the Table 3 and Fig. 2. The number of tillers per plant was significantly affected by the application of all five biostimulants in all the three sampling days (30 DAS, 60 DAS and at harvest). It was revealed that number of tillers per plant increased progressively from 30 DAS to 60 DAS and ultimately at final harvest. When the plants were observed at 60 DAS and at harvest the maximum number of tillers per plant were obtained from T₃

(3.52 & 5.33 respectively) followed by T₁ (3.16 & 5.23 respectively) and T₂ (3.04 & 4.95 respectively). Similar trend of increasing of the tillers numbers by foliar application of biostimulants were observed by Karak et al. (2024) on rice and Lavanya et al. (2018).

3.3 Number of Fingers per Ear

The perusal of data (Table 4 and Fig. 3) indicated that the number of fingers per ear with different treatments ranges from 3.80 to 5.92. The highest number of fingers per ear (5.92) was reflected in the T₃(RDF + Protein Hydrolysates & Amino Acids @ 0.2%) which was *at par* with the T₁ (RDF + Seaweed Extracts @ 0.2%) having the value of 5.35. The minimum number of fingers per ear was obtained from T₆. This result is supported by Karak et al. (2023) for increasing the number of tubers in potato by using the application of biostimulants.

3.4 Finger Length

The character on finger length showed a good amount of differences due to the application of different biostimulants (Table 4 and Fig. 3). Finger length varied from 6.92 cm to 8.86 cm.

The maximum finger length of 8.86 cm was obtained from the application of Protein Hydrolysates & Amino Acids, followed by T₁ & T₂. In T₃, the increased nutrient translocation and improved nutrient uptake likely enhanced cellular metabolic processes, contributing to improved growth parameters in finger millet. The application of moringa extracts, rich in phytohormones such as cytokinins, auxins, and gibberellins, may have played a critical role in regulating growth and developmental processes. This hormonal stimulation possibly enhanced photosynthesis, nutrient assimilation, and sink capacity, leading to increased crop biomass. Moreover, it likely supported efficient partitioning

of assimilates toward productive plant parts, thereby improving sink size and overall crop performance (Gangaraddi et al., 2020).

3.5 Grain and Straw Yield

The grain and straw yield of finger millet as influenced by different treatments are also found to be significant (Table 4 and Fig. 4). Foliar spray with different biostimulants has resulted variable yield differences among the treatments. The highest grain yield 26.19 q.ha⁻¹ and straw yield 34.70 q.ha⁻¹ were recorded by the application of Protein Hydrolysates & Amino Acids (Kazuki Gold). The second highest grain and straw yield

Table 3. Response of various biostimulants on number of tillers per plant

Treatments	Number of tillers per plant		
	30 DAS	60 DAS	At harvest
T ₁	1.87	3.16	5.23
T ₂	1.83	3.04	4.95
T ₃	2.29	3.52	5.33
T ₄	1.84	3.09	4.70
T ₅	1.75	2.98	4.75
T ₆	1.48	2.93	4.06
S.Em (±)	0.064	0.06	0.09
CD (5%)	0.20	0.18	0.27

Table 4. Response of various biostimulants on some growth and yield attributing characters

Treatments	Number of fingers per ear	Finger length (cm)	Grain yield (q/ha)	Straw Yield (q/ha)	Harvest Index (%)
T ₁	5.35	8.15	25.12	31.56	44.31
T ₂	5.03	7.94	23.74	30.41	43.84
T ₃	5.92	8.86	26.19	34.70	43.01
T ₄	4.93	7.75	23.05	27.41	43.43
T ₅	4.32	6.92	20.16	26.35	43.34
T ₆	3.80	6.04	17.83	23.17	43.49
S.Em (±)	0.087	0.079	0.68	0.161	0.20
CD (5%)	0.26	0.24	2.06	0.49	0.61

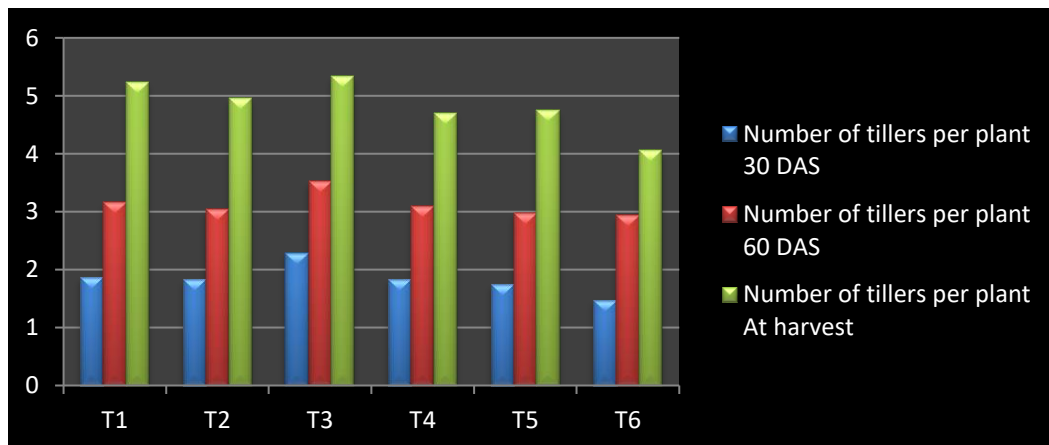


Fig. 2. Response of various biostimulants on number of tillers per plant

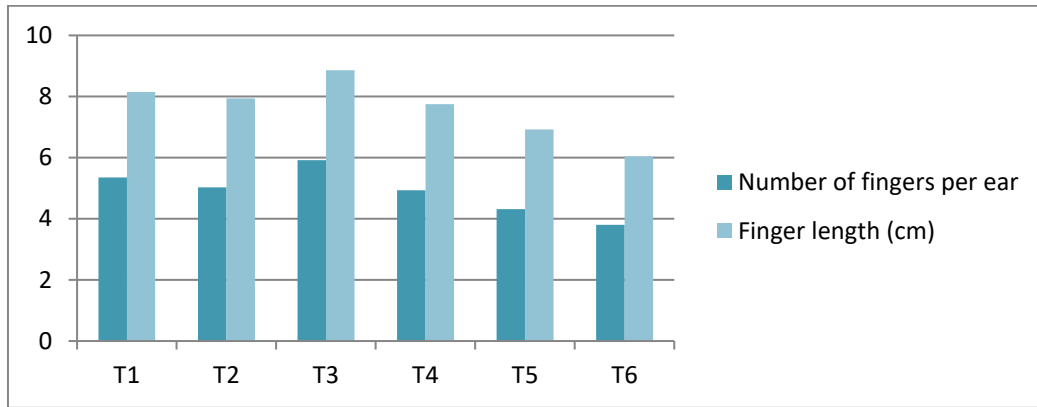


Fig. 3. Response of various biostimulants on number of fingers per ear and finger length (cm)

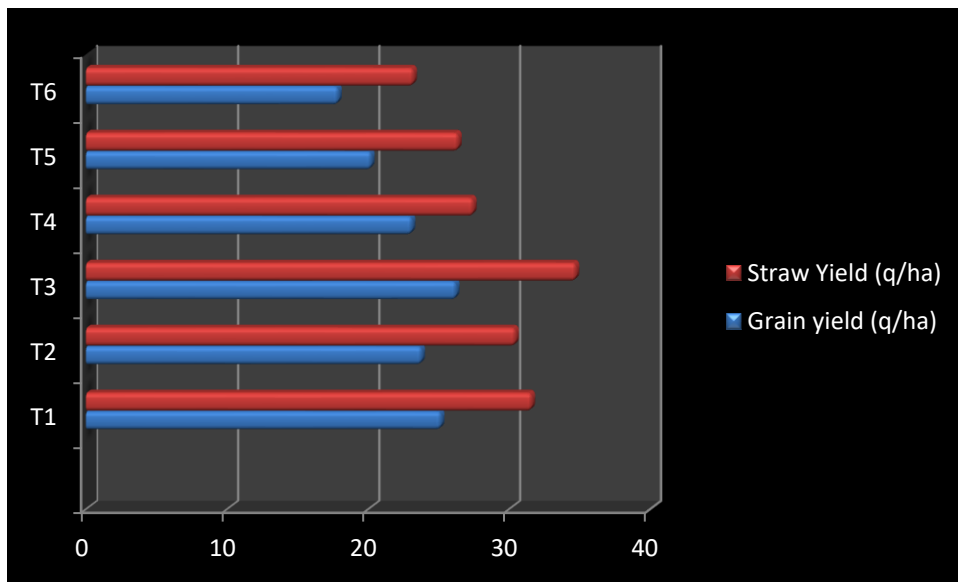


Fig. 4. Response of various biostimulants on grain yield (q.ha-1) and straw yield (q.ha-1) of finger millet



Fig. 5. Experimental field of Finger millet (Ragi)

was obtained from T₁ (Seaweed Extracts @ 0.2%) with the values of 25.12 q.ha⁻¹ and 31.56 q.ha⁻¹, respectively. The application of moringa extracts at a 2% concentration resulted in significantly higher grain yield (23.74 q.ha⁻¹) and straw yield (30.41 q.ha⁻¹) compared to fulvic acid and Panchagavya applications. This increase can be attributed to the presence of phytohormones such as auxins, cytokinins, and gibberellins in moringa extracts. The increased yield in these treatments is due to the overall improvement in crop growth and development by promoting cell division, elongation, and nutrient uptake (Sathiyabama et al., 2021). Additionally, they may have improved photosynthetic efficiency, metabolic activity, and the allocation of assimilates, contributing to better biomass accumulation and yield formation. The similar kind of result was found by Reddy et al., (2021) in finger millet, Rathinapriya et al. (2020) for foxtail millet and Chowdary et al. (2022) in Pearl millet.

3.6 Harvest Index

Harvest index was found significant due to different foliar application of biostimulants. The highest Harvest index of 44.31 % was observed in the T₁ which was significantly superior over the rest of the other treatments. The numerically increase in harvest index with varying levels of fertilizer dose might have enhanced adequate supply of nutrients, enhanced carbohydrate synthesis and rate of metabolic activities resulting in higher dry matter and finally the grain yield had favoured for higher harvest index value (Laane et al., 2017).

4. CONCLUSION

This comparative study of various biostimulants highlights the positive impact of different biostimulants on the growth, yield, and overall performance of finger millet under field conditions in West Bengal's Red and Lateritic zone. The application of Protein Hydrolysates (PH) and Amino Acids (Kazuki Gold) resulted in significant improvements in plant height, number of tillers, number of fingers per ear, finger length, grain yield, and straw yield compared to other treatments. The enhanced performance of T₃, T₁ and T₂ can be attributed to the efficient translocation of nutrients, improved cellular metabolism, and better nutrient assimilation due to the presence of phytohormones, Plant growth stimulators and better nutrient uptake from the soil which enhances photosynthetic efficiency

and biomass partitioning. Harvest index improvements indicate effective assimilate allocation under optimized nutrient management. Biostimulants enhance nutrient use efficiency, promote root development, and improve plant resilience under abiotic stresses like water scarcity. Their ability to stimulate physiological and biochemical processes supports better growth and yield in finger millet, making them a sustainable tool for ensuring productivity in challenging environments, especially in resource-poor, problematic, and drought-prone soils.

DISCLAIMER (ARTIFICIAL INTELLIGENCE)

Author(s) hereby declare that NO generative AI technologies such as Large Language Models (ChatGPT, COPILOT, etc) and text-to-image generators have been used during writing or editing of this manuscript.

ACKNOWLEDGEMENTS

The authors gratefully acknowledge the support and collaboration of Microalgae Solutions India Private Limited and Bidhan Chandra Krishi Viswavidyalaya for their invaluable contributions to this research.

COMPETING INTERESTS

Authors have declared that they have no known competing financial interests or non-financial interests or personal relationships that could have appeared to influence the work reported in this paper.

REFERENCES

- Chethan, G. S., Hugar, A. Y., Salimath, S. B., & Kumar, D. (2023). Influence of biostimulants on growth and productivity of foxtail millet (*Setaria italica* L.) genotypes. *Environment Conservation Journal*, 24(3), 109-115.
- Choudhary, R. S. And Gautam, R. C., 2007, Effect of nutrient management practices on growth and yield of pearl millet (*Pennisetum glaucum* L.). *Indian J. Agron.*, 52(1): 64-66.
- Chowdary, K. A., & Patra, B. C. (2022). Yield and economics of finger millet influenced by micronutrient management in red and laterite zone of West Bengal.
- Gangaraddi, V., Brahma Prakash, G, P. And Naik, K., 2020, Screening of the selected formulations of a microbial consortium for

- their effectiveness on the growth of finger millet (*Eleusine coracana* L.). J. Pharmac. Phytochem., 9(2): 01-09
- Karak, S., Kundu, A., & Thapa, U. (2023). Growth and yield of potato (*Solanum tuberosum* L.) as influenced by biostimulant under soilless culture system.
- Karak, S., Maity, K., Sarkar, D., Sharma, K., & Thapa, U. (2024). Studies on the Efficacy of AGMA-Foliar (Kazuki Gold/Yoshi Gold) for Growth Development and Yield of Paddy (*Oryza sativa*). *Journal of Advances in Biology & Biotechnology*, 27(11), 286-294.
- Karak, S., Thapa, U., & Hansda, N. N. (2023). Impact of Biostimulant on Growth, Yield and Quality of Potato (*Solanum tuberosum* L.). In *Biol. Forum* (Vol. 15, pp. 297-302).
- Kundu, S., Karak, S., Hansda, N. N., Thapa, U., & Rahaman, A. O. (2023). Assessing the Effects of Biostimulant on Tomato Growth, Yield and Quality in Open Field Condition. *International Journal of Environment and Climate Change*, 13(12), 1177-1187
- Laane, H. M. (2017). The effects of the application of foliar sprays with stabilized silicic acid: an overview of the results from 2003-2014. *Silicon*, 9(6), 803-807.
- Lavanya, K., Reddy, G.K., Reddy, A. P. K., Reddy, P. V. R. M. And Kumari, P. L., 2018, Yield and nutrient uptake of finger millet as influenced by organics and liquid biofertilizer consortium. *J. Res. ANGRAU.*, 46(3): 41-44.
- Mukesh, G., Sairam, M., Maitra, S., Gaikwad, D. J., Anuradha, N., Sahoo, U., & Pal, S. (2024). Performance Evaluation of Different Finger Millet (*Eleusine coracana* L. Gaertn.) Cultivars for Growth, Productivity and Nutrient Quality of Grains Under Hot and Subhumid Region of Odisha. *Int. J. Exp. Res. Rev*, 39, 01-14.
- Rathinapriya, P., Satish, L., Pandian, S., Rameshkumar, R., Balasangeetha, M., Rakkammal, K., & Ramesh, M. (2020). Effects of liquid seaweed extracts in improving the agronomic performance of foxtail millet. *Journal of Plant Nutrition*, 43(19), 2857–2875.
- Reddy, B. H., Bulbule, A. V., Gajbhiye, P. N., & Patil, D. S. (2018). Effect of foliar application of plant nutrients on growth and yield of finger millet. *Int. J. Curr. Microbiol. App. Sci*, 7(3), 2203-2209.
- Reddy, Y. N., Gowda, J., & Gowda, K. K. (2021). Approaches for enhancing grain yield of finger millet (*Eleusine coracana*). *Plant Genetic Resources*, 19(3), 229-237.
- Sakamma, S., Umesh, K. B., Girish, M. R., Ravi, S. C., Satishkumar, M., & Bellundagi, V. (2017). Finger millet (*Eleusine coracana* L. Gaertn.) production system: status, potential, constraints and implications for improving small farmer's welfare. *Journal of Agricultural Science*, n 10(1), 162.
- Sathiyabama, M., & Manikandan, A. (2021). Foliar application of chitosan nanoparticle improves yield, mineral content and boost innate immunity in finger millet plants. *Carbohydrate Polymers*, 258, 117691.
- Shobana, S., Krishnaswamy, K., Sudha, V., Malleshi, N. G., Anjana, R. M., Palaniappan, L., & Mohan, V. (2013). Finger millet (*Ragi, Eleusine coracana* L.): a review of its nutritional properties, processing, and plausible health benefits. *Advances in food and nutrition research*, 69, 1-39.
- Sunitha, N., Ravi, V. and Reddy, R., 2004, Nitrogen economy in finger millet through conjunctive use of organic manures and bio-fertilizers. *Indian J. Dryland Agril. Res. Development.*, 19(2): 172-174.
- Triveni, U., Rani, Y. S., Patro, T. S. S. K., Anuradha, N., & Divya, M. (2018). Fertilizer responsiveness of short duration improved finger millet genotypes to different levels of NPK fertilizers. *Indian Journal of Agricultural Research*, 52(1), 97-100.

Disclaimer/Publisher's Note: The statements, opinions and data contained in all publications are solely those of the individual author(s) and contributor(s) and not of the publisher and/or the editor(s). This publisher and/or the editor(s) disclaim responsibility for any injury to people or property resulting from any ideas, methods, instructions or products referred to in the content.

© Copyright (2024): Author(s). The licensee is the journal publisher. This is an Open Access article distributed under the terms of the Creative Commons Attribution License (<http://creativecommons.org/licenses/by/4.0>), which permits unrestricted use, distribution, and reproduction in any medium, provided the original work is properly cited.

Peer-review history:

The peer review history for this paper can be accessed here:

<https://www.sdiarticle5.com/review-history/127739>