



Phenotyping in Rye Landrace and Regeneration Frequency Study in Wheat × Rye F1 Hybrid Seeds

Vishnu Vardhan Reddy Talla ^a, Udayagiri Siva Kumar ^a,
Sanjeet Singh Sandal ^{a++*} and Puneet Walia ^{a++}

^a Department of Genetics and Plant Breeding, Lovely Professional University, Phagwara, Punjab, India.

Authors' contributions

This work was carried out in collaboration among all authors. All authors read and approved the final manuscript.

Article Information

DOI: 10.9734/AJSSPN/2024/v10i1250

Open Peer Review History:

This journal follows the Advanced Open Peer Review policy. Identity of the Reviewers, Editor(s) and additional Reviewers, peer review comments, different versions of the manuscript, comments of the editors, etc are available here: <https://www.sdiarticle5.com/review-history/114028>

Original Research Article

Received: 12/01/2024

Accepted: 16/03/2024

Published: 21/03/2024

ABSTRACT

The present research aimed to study the phenotyping characterization of a high-altitude Himalayan rye landrace and its crossability with wheat genotypes and investigate the regeneration frequency of wheat × rye F1 hybrid seeds. The study was conducted during the rabi season of 2022-2023 at the Agriculture Research Farm, Department of Plant Breeding and Genetics, Lovely Professional University, Phagwara, Punjab. The phenotypic characterization of the Himalayan rye landrace revealed several adaptive traits that were found suitable for cultivation in the northwest Indo-Gangetic plains. Furthermore, the study investigated the crossability of the Himalayan rye landrace with various wheat genotypes, including 4 genotypes of bread wheat HD2967, UNNAT 343, WH1105, and PBW502 and 4 genotypes of durum wheat PDW291, PDW274, PBW34, and WHD943. Among the germination percentage of all 8 genotypes, 4 in Bread wheat and 4 in Durum wheat was observed. Due to its self-incompatibility, Rye cannot be used to develop inbred lines directly. However, the doubled haploid approach can produce inbred lines in the rye, facilitating the extension of genetic bases and introducing alien chromatin to identify stress tolerances.

⁺⁺ Assistant Professor;

*Corresponding author: Email: sanjeet.23751@lpu.co.in;

Keywords: Wide hybridization; wheat × rye; embryo rescue; crossability percentage; regeneration frequency.

1. INTRODUCTION

Bread wheat (*Triticum aestivum* L.) is an important cereal crop of the world contributing around 20% of the calories of the human diet with its production reaching ~770 Mt in 2020-2021 [1] (FAO 2021). Durum wheat (*Triticum turgidum* ssp. Durum). ($2n=4x=28$, AABB) is a significant crop globally, ranked tenth in importance. It is mainly cultivated in West Asia, North and East Africa, the Great Plains of North America, India, and Eastern and Mediterranean Europe, covering approximately 10% of the total wheat area. Typically, durum wheat production constitutes 5% of the total wheat production, with a worldwide cultivation area of 16 million hectares [2]. Rye is a cereal crop primarily grown in temperate areas [3]. Its genome $2n=14$ places it in the Poaceae family. Rye's genetic material is 8100 Mb in size. [4]. History believes that rye originated in southwest Asia [5]. Recent studies revealed that rye underwent a particular evolution, changing from a wild plant to a weed and then from a weed plant to an agricultural plant [5]. Rye is one of the most utilized relatives of wheat in this process [6]. In 1873 Alexander Wilson first managed to manually fertilize the female stigma of wheat flowers with rye pollen (male gametes) but found that the resulting plants were sterile. One of the first published reports on the use of triticale as a grain feed is [7]. The first variety of wheat × rye F_1 was developed in laboratories during the late 19th century in Scotland and Germany by Meister in 1921. It was developed for the yield potential and grain quality of wheat with disease and environmental tolerance including soil conditions of rye. Wheat has been enhanced by introducing rye's genes into wheat with the help of substitution lines and translocation lines. When introduced into wheat, rye has various resistant genes that give wheat protection against several diseases. The hybrid plants were developed by crossing wheat × rye and it has a lot of importance as they withstand the cold winter season better than Bread wheat [7]. The major importance of triticale lies in its protein. Reported protein values range from 12 to 22%. triticale hybrids were all amphidiploid [8] which means having a complete diploid chromosome set from each parent. It is an allotetraploid possessing

four times the chromosomes in haploid organisms [9].

1.1 Objectives

1. Phenotypic characterization of a high-altitude Himalayan rye landrace in northwest Indo-Gangetic plains.
2. Crossability percentage in the (Bread 6x) and (Durum 4x) wheat.
3. Comparison of the regeneration frequency in different wheat × rye F_1 hybrid combinations.

2. MATERIALS AND METHODS

The present research entitled Phenotyping of rye landrace and Regeneration frequency study in wheat × rye F_1 hybrid seeds was conducted in the experimental fields of the Department of Genetics and Plant Breeding, School of Agriculture, Lovely Professional University, Phagwara, Kapurthala, Punjab, India at coordinates latitude 31°19'32"N, a longitude 75°34'45"E, and an altitude of 243 meters above sea level. The research is done in the Rabi season of 2022-2023. Punjab is in the western part of India which is the subtropical region. The climate in this region is humid subtropical, with cool winters and long hot summers. The summer season lasts from April to June, and the winter season lasts from November to February. Summer temperatures range from 25°C to 48°C on average. Winter temperature ranges from 1°C to 18°C. The soil is slightly acidic, with a pH range of 5.6-6.4, and the soil texture is sandy loam. The regeneration frequency was done under controlled conditions at the Plant Breeding Laboratory, Department of Genetics. The Experimental materials that were used were Four Bread wheat genotypes namely WH1105, PBW502, HD2967, and Unnat343. Four Durum wheat genotypes namely PDW291, PDW274, PBW34, and WHD943 Rye Genotype Himalayan rye landrace, M.S media are collected from the Department of Agriculture, Punjab. The sowing of genotypes was done at three different intervals i.e. (5th November 2022). Each genotype was sown in 2 lines with a total of 8 lines, and 4 genotypes of Durum wheat (4x) in 2 lines with a total of 8 lines, with a length of 2 meters. 2nd and the 3rd block sowing were done exactly in the

same pattern as in the first block. On 28th November 2022 and 14th December 2022. Rye genotypes (Himalayan rye) are sown in 3 × 3 meter lengths in two blocks of 10 lines. The removal of immature anthers without causing stigma damage is known as emasculation. Wheat plants are emasculated in the evening two to three days before anthesis it was done in the evening time. The rye pollen is available from 9.00 a.m. to 11.00 a.m. For calculating the crossability percentage of crosses the formula was used.

$$\text{Seed set \%} = \frac{\text{no. of seeds formed}}{\text{no. of florets pollinated}} \times 100$$

$$\text{Crossability \%} = \frac{\text{no. of plants obtained}}{\text{no. of florets pollinated}} \times 100$$

$$\text{Regeneration frequency \%} = \frac{\text{no. of seeds germinated}}{\text{no. of seeds sown}} \times 100$$

2.1 The Composition was Used for Preparing MS. Media for the Embryo Rescue Process

MS. media + IAA(1mg/l) + kinetin(0.5mg/l). MS. media + 2,4- D(1mg/l). Agar = 7gm per 100ml. 70gm per 1000ml. total of 63 gm agar is added in MS. media. After the preparation of MS media, the crossed spike of durum wheat is collected 15 to 20 days after the crossing and the pseudo seeds formed were collected with the help of forceps and transferred into the Petri plate filled with distilled water and embryo rescue is done.

3. RESULTS AND DISCUSSION

3.1 Crossability Percentage of Bread Wheat × Rye

The crossability percentage between four types of bread wheat and Himalayan rye was assessed, resulting in the formation of 150 seeds out of 1262 pollinated florets, with an average crossability of 14.67% across all bread genotypes. This finding is consistent with the results obtained by Gitta Oettler in 1983, who also observed crossability percentages ranging from 20.7% to 37.5% when crossing bread wheat with rye. Among the four genotypes (HD2967, WH1105, PBW502, Unnat 343), crossability percentages varied from 6.21% to 31.97%. PBW502 showed the highest crossability with 197 florets producing 63 seeds, followed by WH1105 with 250 florets yielding 35 seeds. HD2967 produced 29 seeds from 445 florets, while Unnat 343 had the lowest seed formation with 23 seeds from 370 florets. These

observations suggest that PBW502 has the highest seed formation potential when crossed with Himalayan rye, whereas Unnat 343 exhibits comparatively lower seed formation. Similarly, Oettler [10] observed seed formation when crossing bread wheat with rye.

3.2 Crossability Percentage of Durum Wheat × Rye

The crossability percentage between four types of durum wheat and Himalayan rye was determined, revealing that unlike bread wheat, no seed set was observed in durum wheat varieties. Hybrid plants had to be obtained through embryo rescue techniques. Similar findings were reported by Bajaj et al. in [11], suggesting that the optimal approach to produce bread triticale from an otherwise incompatible cross between *Triticum durum* and *Secale cereale* involved removing hybrid embryos 16 to 18 days after pollination and cultivating them carefully on a layer of macerated, immature endosperm dispersed over an agar nutritional medium containing IAA, kinetin, and casein hydrolysate.

A total of 908 florets were pollinated according to the specified procedure, resulting in 281 embryos. The average percentage of embryo formation frequency was 30.93%. The frequency of embryo formation ranged from 17.02% to 50.47% among the four genotypes (PDW291, PDW34, PDW274, and WHD943). PDW291 exhibited the highest percentage, with 210 pollinated florets yielding 106 embryos (50.47% formation rate), followed by PDW34 with 246 florets and 76 embryos (30.89% formation rate). PDW274 had 264 florets and 67 embryos (25.37% formation rate), while WHD943 had 188 florets and 32 embryos (17.02% formation rate). It was noted that PDW291 produced the most embryos, while WHD943 produced the fewest.

3.3 Regeneration Frequency of Bread Wheat × Rye Seeds

The regeneration frequency percentage of seeds resulting from crosses between bread wheat and rye was assessed by sowing the crossed seeds in pots under optimal conditions for germination. A total of 150 seeds were sown, out of which 15 seeds germinated. The regeneration frequency ranged from 11.42% to 8.69% among the four genotypes, with an average of 9.99% across all bread wheat genotypes. Genotype PBW502

exhibited the highest germination, with 6 seeds HD2967 with 3 seeds, and Unnat343 with sprouting, followed by WH1105 with 4 seeds,

Table 1. Crossability percentage of bread wheat × rye

S. no	Bread wheat × Himalayan rye	No of the Spikes pollinated	No of the florets pollinated	No seeds formed after crossing	Crossability percentage
1	HD2967	13	445	29	6.51%
2	WH1105	9	250	35	14.00%
3	PBW502	7	197	63	31.97%
4	Unnat 343	10	370	23	6.21%

Table 2. Crossability percentage of durum wheat × rye

S. no	Durum wheat × Himalayan rye	Number of Spikes pollinated	Number of Florets pollinated	Number of Embryos formed.	Embryos formation percentage
1	PDW291	10	210	78	37.14%
2	PDW274	10	264	67	25.37%
3	PBW34	10	246	76	30.89%
4	WHD943	10	188	32	17.02%

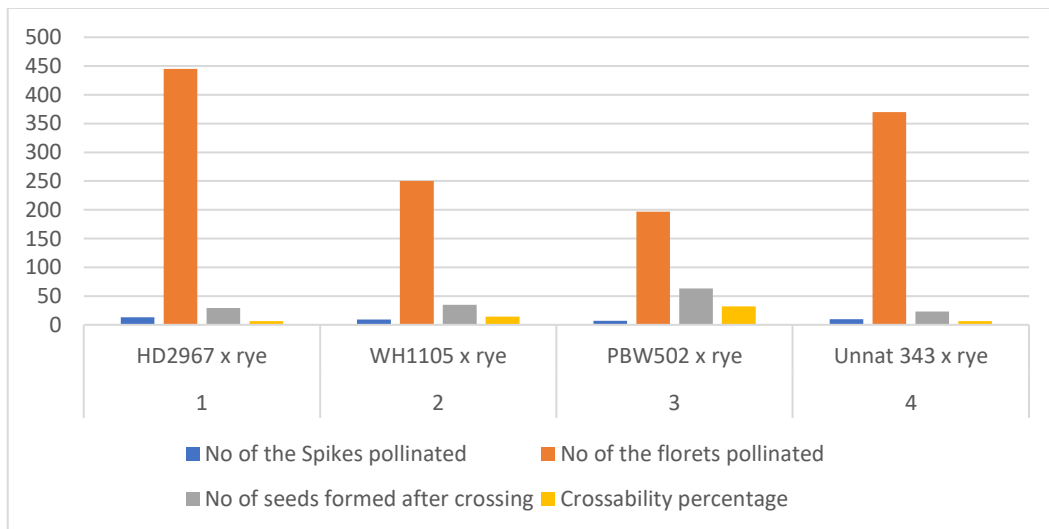


Fig. 1. Chart representation of bread wheat × rye

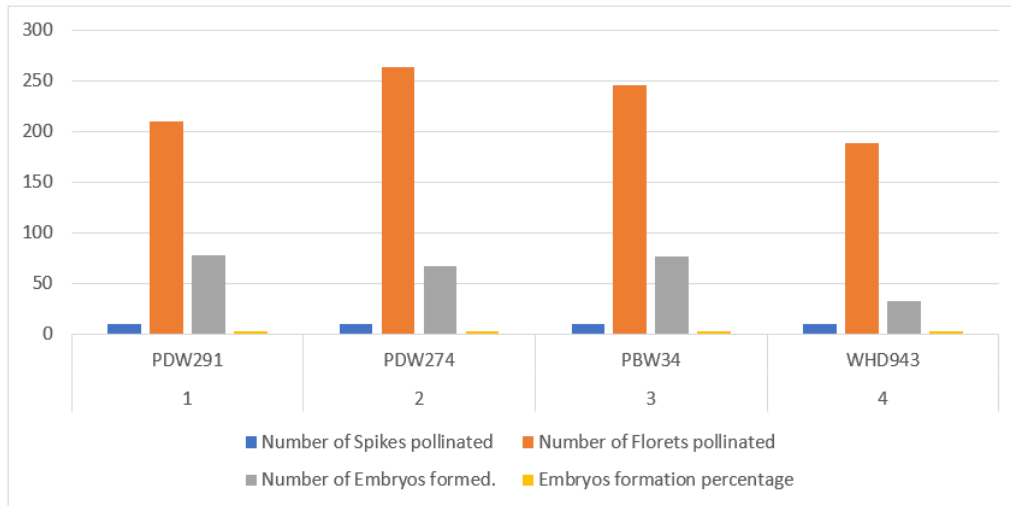


Fig. 2. Chart representation of durum wheat x rye
Table 3. Regeneration frequency of bread wheat x rye seeds

S. no	Genotypes	No. seeds sown	No. seeds germinated	Regeneration frequency percentage
1	HD2967	29	3	10.34%
2	WH1105	35	4	11.42%
3	PBW502	63	6	9.52%
4	Unnat 343	23	2	8.69%

Table 4. Regeneration frequency of durum wheat x rye seeds

S. no	Genotypes	No. of embryos formed	No. of plantlets formed	Regeneration frequency percentage
1	PDW291	78	2	2.56%
2	PDW274	67	2	2.98%
3	PBW34	76	1	1.31%
4	WHD943	32	1	3.12%

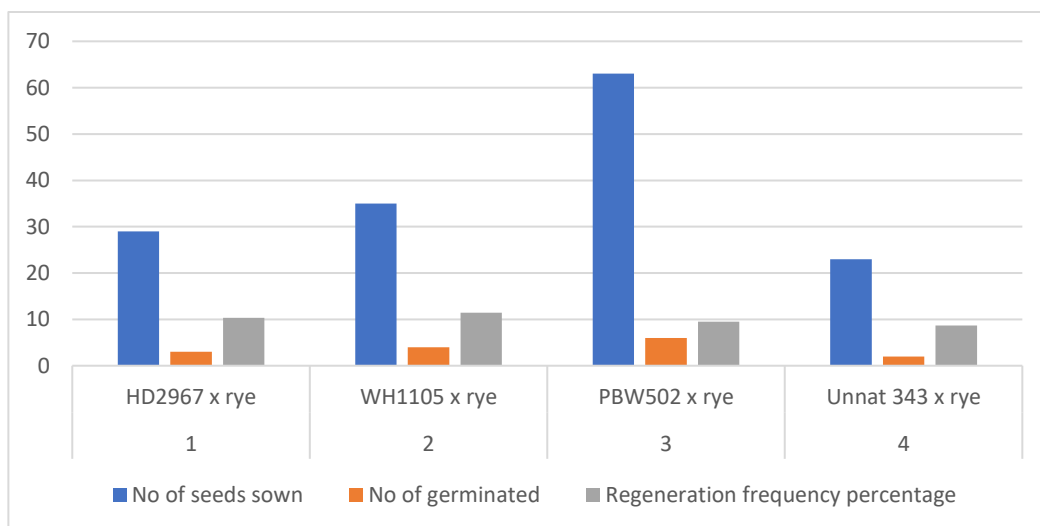


Fig. 3. Chart representation of germination frequency of bread wheat x rye seeds

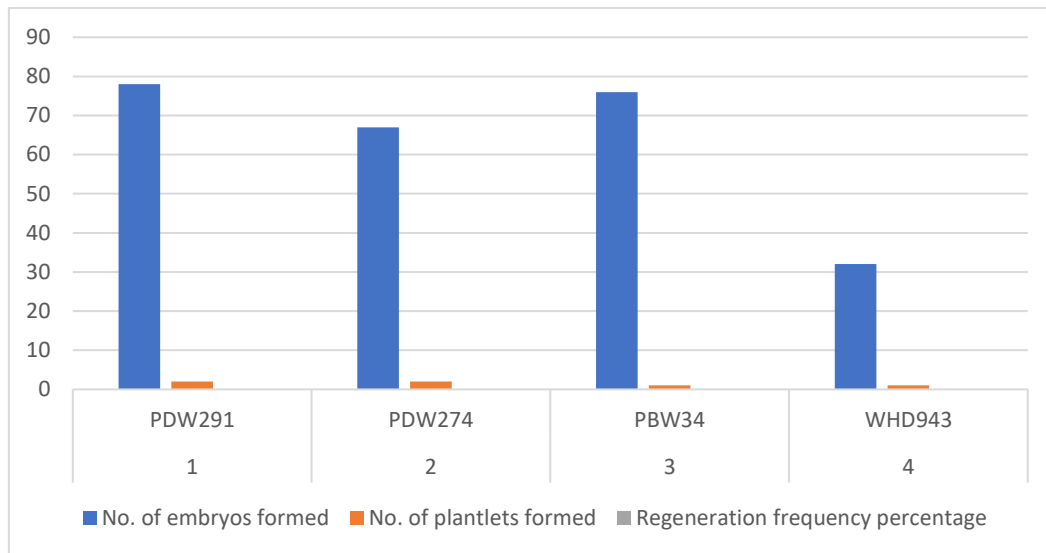


Fig. 4. Chart representation of regeneration frequency of durum wheat x rye embryos

2 seeds. Interestingly, there was a disparity between regeneration frequency and seed germination rates. WH1105 had the highest regeneration frequency at 11.42%, followed by HD2967 at 10.34%, PBW502 at 9.52%, and Unnat343 at 8.69%.

3.4 Regeneration Frequency of Durum Wheat x Rye Seeds

The regeneration frequency percentage of seeds resulting from crosses between durum wheat and rye was evaluated by sowing the crossed seeds. To determine the regeneration frequency percentage of embryos resulting from the cross, an embryo rescue procedure was conducted using MS media, as outlined in the materials and methods section. The embryos were provided with optimal conditions for germination, and the formation of plantlets was observed.

After embryo rescue, it was found that genotype PDW291 produced 2 plantlets, as did PDW274, while PBW34 produced 1 plantlet, and WHD943 also produced 1 plantlet. Across all durum wheat genotypes, the average regeneration frequency was calculated to be 2.32%. Notably, WHD943 exhibited the highest regeneration frequency percentage among the plantlets, at 3.12%, followed by PDW274 at 2.98%, PDW291 at 1.88%, and PBW34 at 1.31%.

4. SUMMARY

In bread wheat, the genotype PBW502 produced more seeds with 106 out of 197 florets pollinated highest number of seeds are formed in

this genotype as compared to other genotypes and the crossability percentage is higher for this genotype at 31.97%. the regeneration frequency of this genotype is 9.52 %. In bread wheat, the genotype WH1105 produced 35 seeds out of 250 florets pollinated the crossability percentage of this genotype is 14% and the regeneration frequency percentage is 11.42% as compared to another genotype the regeneration frequency is higher for WH1105. In durum wheat, the genotype PDW291 embryo obtained was 106 out of 210 florets pollinated and with a crossability percentage of 50.47%. The regeneration frequency of this genotype is 1.88%. In durum wheat, the genotype WHD943 embryo obtained was 32 out of 188 florets pollinated and the embryo formation percentage is 17.02%. The regeneration frequency is 3.12%.

5. CONCLUSION

The phenotypic characterization of a high-altitude Himalayan rye landrace in the northwest Indo-Gangetic plains revealed its adaptive traits, including compact growth habits, resilient leaf structure and strong stems have a high crossability with *Triticum aestivum* and *Triticum durum* without the application of any Phytohormones-furthermore, the crossability of Rye is extremely self-incompatible, hence the only way to create inbred lines was using doubled haploid technology. The genotypes PBW502, WH1105, PDW291, and WHD943 have given better results after crossing with the Himalayan rye landrace.

COMPETING INTERESTS

Authors have declared that no competing interests exist.

REFERENCES

1. Hawkesford MJ, Araus JL, Park R, Calderini D, Miralles D, Shen T, Parry MA. Prospects of doubling global wheat yields. *Food and Energy Security*. 2013;2(1): 34-48.
2. Beres BL, Rahmani E, Clarke JM, Grassini P, Pozniak CJ, Geddes CM, Ransom JK. A systematic review of durum wheat: Enhancing production systems by exploring genotype, environment, and management (G× E× M) synergies. *Frontiers in Plant Science*. 2020;11: 568657.
3. Sun Y, Shen E, Hu Y, Wu D, Feng Y, Lao S, Fan L. Population genomic analysis reveals domestication of cultivated rye from weedy rye. *Molecular Plant*. 2022; 15(3):552-561.
4. Li Y, Böck A, Haseneyer G, Korzun V, Wilde P, Schön CC, Bauer E. Association analysis of frost tolerance in rye using candidate genes and phenotypic data from controlled, semi-controlled, and field phenotyping platforms. *BMC Plant Biology*. 2011;11(1):1-14.
5. Gyulai F. Archaeobotanical overview of rye (*Secale cereale* L.) In the Carpathian-basin I. From the beginning until the Roman age. *Columella: journal of agricultural and environmental sciences*. 2014;1(2): 25-35.
6. Kim WOOK, Johnson JW, Baenziger PS, Lukaszewski AJ, Gaines CS. Agronomic effect of wheat-rye translocation carrying rye chromatin (1R) from different sources. *Crop Science*. 2004; 44(4): 1254-1258.
7. Meister GK. Natural hybridization of wheat and rye in Russia. *Journal of Heredity*. 1921;12(10):467-470.
8. Levitzky GA, Benetzkaja GK. Cytological investigations of constant intermediate rye-wheat hybrids; 1930.
9. Neubauer J, Thomas HL. Effects of various colchicine pH levels of seed treatment on polyploid cells and other cytological variations in root tips of red clover. *Crop Science*. 1966;6:209—210.
10. Oettler G. Crossability and embryo development in wheat-rye hybrids. *Euphytica*. 1983;32:593-600.
11. Bajaj YPS, Gill KS, Sandha GS. Some factors enhancing the in vitro production of Bread triticale (*Triticum durum* × *Secale cereale*). *Crop improvement*; 1978.

© Copyright (2024): Author(s). The licensee is the journal publisher. This is an Open Access article distributed under the terms of the Creative Commons Attribution License (<http://creativecommons.org/licenses/by/4.0>), which permits unrestricted use, distribution, and reproduction in any medium, provided the original work is properly cited.

Peer-review history:

The peer review history for this paper can be accessed here:
<https://www.sdiarticle5.com/review-history/114028>