



# An Estimate of Certain Chelated, Non-Chelated Zinc Sources and Levels on Zinc Use Efficiency, Availability and Yield of Rice Grown in Texturally Different Soils

Sriramachandrasekharan M. V.<sup>a</sup>, T. Muthukumararaja<sup>a</sup>  
and P. Senthilvalavan<sup>a\*</sup>

<sup>a</sup> Department of Soil Science and Agricultural Chemistry, Faculty of Agriculture, Annamalai University, Annamalainagar - 608002, Tamilnadu, India.

## **Authors' contributions**

*This work was carried out in collaboration among all authors. Author SMV performed the conceptualization and framing the research problem. Author TM did conducted the experiment and data analysis. Authors PS and SMV did the preparation, written and final drafting of the manuscript. All authors read and approved the final manuscript.*

## **Article Information**

DOI: 10.9734/IJPSS/2023/v35i193759

### **Open Peer Review History:**

This journal follows the Advanced Open Peer Review policy. Identity of the Reviewers, Editor(s) and additional Reviewers, peer review comments, different versions of the manuscript, comments of the editors, etc are available here: <https://www.sdiarticle5.com/review-history/105753>

**Original Research Article**

**Received: 26/06/2023**  
**Accepted: 31/08/2023**  
**Published: 13/09/2023**

## **ABSTRACT**

This study was planned to estimate the performance of three zinc fertilizers [Zn sulfate heptahydrate (non-chelated), Zn- EDTA and Zn-humate (chelated)] at four levels (0, 2.5, 5.0, and 7.5 mg kg<sup>-1</sup>) on zinc use efficiency, availability and crop productivity with rice. Field trials were conducted in clay loam and sandy clay loam textured soils using factorial randomized block design (FRBD) with three replications. Data recorded on yield, Zn uptake, DTPA-Zn, Zn uptake efficiency

\*Corresponding author: E-mail: [senvalavan\\_m2002@yahoo.co.in](mailto:senvalavan_m2002@yahoo.co.in);

(ZnUPE), Zn utilization efficiency (ZnUTE), Zn use efficiency (ZnUE), fertilizer Zn uptake efficiency (FZnUPE), fertilizer Zn utilization efficiency (FZnUTE) and fertilizer Zn use efficiency (FZnUE). Among sources, Zn- EDTA recorded the highest grain (5307, 5545 kg ha<sup>-1</sup>) and straw (6691, 6913 kg ha<sup>-1</sup>) yield, Zn uptake and DTPA-Zn in both soils, respectively. Among Zn levels, invariably of zinc sources the highest grain (5556, 5771 kg ha<sup>-1</sup>) and straw (7029, 7120 kg ha<sup>-1</sup>) yield obtained with 5 mg kg<sup>-1</sup> Zn, while 7.5 mg kg<sup>-1</sup> Zn registered the highest zinc uptake and DTPA- Zn both in clay loam and sandy clay loam soil, respectively. Our results identified that increased Zn levels increased ZnUPE, ZnUTE, and ZnUE. Addition of 2.5 mg kg<sup>-1</sup> Zn recorded the highest FZnUPE and FZnUE, while 5.0 mg kg<sup>-1</sup> Zn recorded the highest FZnUTE invariably of soil textures. Amongst the sources, Zn humate recorded higher ZnUE and its components. The study concluded that chelated zinc sources performed well than non-chelated (Zn sulphate heptahydrate), and Zn EDTA was more effective than Zn humate in both experimental soils.

**Keywords:** Clay loam; DTPA-Zn; rice yield; sandy clay loam; Zn EDTA; Zn humate; Zn use efficiency.

## 1. INTRODUCTION

Rice (*Oryza sativa*) is a chief food grain [1], with almost half of the global population relying on it as a “stable diet” [2], predominantly in fast-growing and heavily inhabited parts of the world [3]. Further it is the most important cereal crop in India and staple food for 50 percent of the world population that resides in Asia where 90 percent of the world’s rice is grown and consumed [4]. It provides 35–60% of the dietary calories consumed by nearly more than three billion people [5] and this number will increase to 4.6 billion people by 2050. To meet out this growing population’s demand of rice especially without malnutrition is the most important concern in rice production. Towards achieving this big target continuous and imbalanced use of selected fertilizer nutrients have resulted in deterioration of soil health which in turn, deficiencies of micronutrients especially zinc are increasing [6]. Zinc deficiency in rice has been widely reported in many rice-growing regions of the world [7]. Zn deficiency is a chronic problem among human populations under cereal-based (e.g., rice-wheat) [8]; as these two crops feeds world population is an unspoken truth. Zinc deficiency in crop plants results in not only yield reduction [9] but also Zn malnutrition in humans, where a high proportion of rice is consumed as a staple food [10]. The total number of people estimated to be placed at a new risk of zinc deficiency by 2050 is 138 million, this issue cannot be ignored and requires immediate action to face chronic Zn related problems.

Zinc is an essential element for plant nutrition, and its deficiency emerges as the most ubiquitous micronutrient deficiency. It is estimated that almost half of the soils in the world are deficient in zinc. Since cereal grains have

inherently low concentrations, growing them on these potentially zinc-deficient soils further decreases grain zinc concentration. The Food and Agriculture Organization of the United Nations (FAO) estimates that 50% of world’s soils growing cereal grains are zinc deficient. It further estimates that agricultural production must increase by 70% by 2050 to feed over 9 billion people worldwide. India is no exception i.e. survey and analytical reports of soils of India showed that about 50% of the soils were deficient in zinc [11], [12], [13]; and these soils are under intensive cultivation with no or little application of zinc fertilizers. And in fact this is the most common micronutrient problem affecting crop yields in India. The reasons for the increase of incidences of zinc deficiency include large zinc removals due to high crop yields and intensive cropping systems, less application of organic manures, use of high analysis fertilizers, and increased use of phosphate fertilizers resulting in phosphorus induced zinc deficiency and the use of poor quality irrigation water. The soil conditions that commonly lead to zinc deficiency in crops are, low total zinc concentrations (in sandy soils); highly weathered parent materials with low total zinc contents (in tropical soils). However crops are not equally susceptible to Zn deficiency and at the same soil some crops may suffer from zinc deficiency while others are not affected but rice.

The availability (bio) and fate of zinc in soils is affected by both properties of soil (soil pH, clay colloids, competitive cations, and anions) and source (water soluble, insoluble, chelated, non-chelated, granular, powder and Nano, etc.) [14], [15], [16]; and other factors that affect availability of zinc in soil to plants. Therefore, selection of Zn fertilizer to make sure of higher percentage Zn bio-availability in different soils and which should

enhances the crop productivity [17]; [18]. Water soluble Zn fertilizers like white vitriol i.e. Zn sulphate make more available Zn to plant and also losses; whereas chelated Zn sources like Zn-EDTA and Zn humate promoting slow and longer Zn availability for plants than water soluble [19]. Therefore, it is essential to choose correct source for improve the fertilizer use efficiency especially in soils where zinc availability is deficient and crop requirement is vital. In addition, micronutrient fertilizers trials conducted in India reported that 63 percent of the trials responded well to micronutrient fertilization especially Fe and Zn [6]; [16].

Use efficiency of various Zn fertilizers on cereal productivity reported but, there is little information on proper doses/ levels and zinc sources for different soils (zinc deficient) especially to food crops wherever blanket recommendations followed. The present study area also falls under zinc deficient soils in coastal belt of Cauvery Deltaic Zone of Tamil Nadu (Fig. 1). Coastal soils of Cauvery deltaic area are well known rice growing zone (rice bowl) of Tamil Nadu cloaked with zinc deficiency, having major area covered with soil textures of clay loam and sandy clay loam in the CDZ coastal belt. Hence, it is highly imperative to evaluate the response of Zn nutrition on rice productivity to cope up the targeted yield and also to avoid farmers' income by yield loss due to zinc deficiency. Therefore, zinc management needs greater attention in crop production to combat with wide spread zinc deficiency. With this background, present study was undertaken in two different textured soils (zinc deficient clay loam and sandy clay loam) to zinc fertilization using chelated and non-chelated zinc fertilizers with different levels to determine the suitable source and level of zinc fertilizer based on yield of rice, Zn uptake, soil available zinc and use efficiency.

## 2. MATERIALS AND METHODS

### 2.1 Experimental Soils

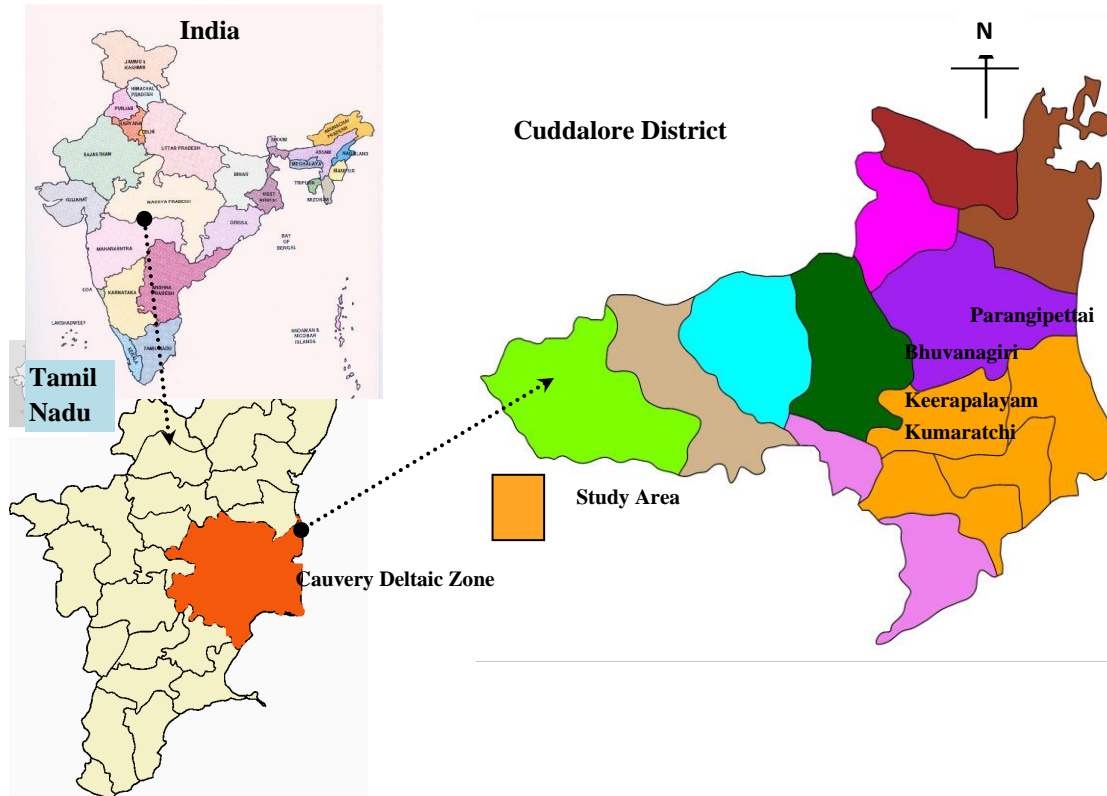
Soil samples were collected and analysed to confirm the zinc deficiency of experimental soils. After confirming the Zn deficiency, field experiments were conducted in chosen farmers holding in Kharif season (June October 2018); soils deficient in zinc belonging two soil series viz., Kondal series (*Typic Haplustert*) and Paduagi series (*Typic Ustifluvent*). The experimental soil (Kondal series) is clay loam in texture with pH-8.50, EC- 0.92 dSm<sup>-1</sup>, CEC-

43.1Cmol(p<sup>+</sup>) kg<sup>-1</sup>, organic carbon- 5.41g kg<sup>-1</sup>, KMnO<sub>4</sub>-N- 302.0 kg ha<sup>-1</sup>(medium), Olsen-P- 19.0 kg ha<sup>-1</sup>( medium), NH<sub>4</sub>OAc-K- 306.0 kg ha<sup>-1</sup>( high) and DTPA-Zn- 0.56 mg kg<sup>-1</sup>( deficient) , Similarly , in Paduagi series, experimental soil is sandy clay loam with pH-7.8, EC- 0.89 dSm<sup>-1</sup>, CEC- 24.2Cmol(p<sup>+</sup>) kg<sup>-1</sup>, organic carbon- 6.3g kg<sup>-1</sup>, KMnO<sub>4</sub>-N- 276.0 kg ha<sup>-1</sup>(medium), Olsen-P- 18.0 kg ha<sup>-1</sup>(medium), NH<sub>4</sub>OAc-K- 293.0 kg ha<sup>-1</sup>( high) and DTPA-Zn- 0.52 mg kg<sup>-1</sup>( deficient) .Initial soil analysis were carried out by following standard protocols viz., soil pH was measured in suspension of (1:2.5 soil: water) using pH meter, conductivity was measured in the same suspension using a conductivity meter and the cation exchange capacity was determined by Neutral normal ammonium acetate method [20]. The organic carbon content was determined by modified Chromic acid wet digestion titration method [21].The available nitrogen was determined by alkaline permanganate method [22], available phosphorus (using 0.5 M NaHCO<sub>3</sub> of pH 8.5) was quantified by the spectrophotometer method [23], and available potassium (using neutral normal ammonium acetate extract) was determined by Flame photometric method [24].

### 2.2 Experimental Design, Treatments and Analysis

Field experiments were conducted with rice (Var. ADT- 43) in a factorial randomized block design (FRBD) with three replications in farmers' fields at Thergumangudi and Vadampur (coastal) villages, Chidambaram taluk, Cuddalore district, Tamil Nadu, India (Fig. 1). The treatment consists of four levels of zinc viz., 0, 2.5, 5.0 and 7.5 mg kg<sup>-1</sup> applied through three sources zinc sulphate heptahydrate (non-chelated), Zn-EDTA and Zn-humate (cheated). All the plots (plot size of 5m x 4m) received uniform dose 120:40:40 kg N, P<sub>2</sub>O<sub>5</sub> and K<sub>2</sub>O kg ha<sup>-1</sup> applied through urea, Di-ammonium phosphate (DAP) and muriate of potash. The grain and straw yield was recorded at harvest (at 120 days); samples were collected from tagged plants of respective treatment plots, dried at 105°C for 16 -18 hours (until constant weight), weighed, and ground for further analysis. The grain and straw samples analyzed for zinc concentration and it was quantified in atomic absorption spectrophotometer with microwave digester (AAS-MD - Thermo Fisher/ICE 3000) and zinc uptake was computed by multiplying zinc content with grain/straw. Soil samples collected from respective treatments, processed and DTPA Zn was analyzed in AAS-

MD. Based on yield and zinc uptake, following zinc use efficiency parameters were worked out using formula (equations 1- 6) suggested by Fageria et al. [25].



Study locations 11°10' and 78°20' (Thergumangudi) & 11°35' and 79°50' (Vadampur) villages

Fig. 1. geographic location of the study area; Cauvery Deltaic Zone of Tamil Nadu -Cuddalore district, Chidambaram taluk with its four blocks

$$\text{Zinc uptake efficiency (ZnUPE)} = \frac{\text{Zn in plant (g ha}^{-1}\text{)}}{\text{Zn in soil (mg kg}^{-1}\text{)}} \quad \text{Equation (1)}$$

$$\text{Zinc utilization efficiency (ZnUTE)} = \frac{\text{Yield (kg ha}^{-1}\text{)}}{\text{Zn in plant (g ha}^{-1}\text{)}} \quad \text{Equation (2)}$$

$$\text{Zinc use efficiency (ZnUE)} = \frac{\text{Yield (kg ha}^{-1}\text{)}}{\text{Zn in soil (mg kg}^{-1}\text{)}} \quad \text{Equation (3)}$$

$$\text{Fertilizer Zn uptake efficiency (FZnUPE)} = \frac{\text{Zn in fertilized plant(g ha}^{-1}\text{)} - \text{Zn in control plant(g ha}^{-1}\text{)}}{\text{Zn applied (mg kg}^{-1}\text{)}} \quad \text{Equation (4)}$$

$$\text{Fertilizer Zn utilization efficiency (FZnUTE) = } \frac{\text{Yield in fertilized plots (kg) – yield in control plot (kg)}}{\text{Zn in fertilized plant (mg kg}^{-1}\text{) – Zn in control plants(mg kg}^{-1}\text{)}} \quad \text{Equation (5)}$$

$$\text{Fertilizer Zn use efficiency (FZnUE) = } \frac{\text{Fertilized plot yield (kg) – control plot yield (kg)}}{\text{Zn applied (mg kg}^{-1}\text{)}} \quad \text{Equation (6)}$$

## 2.3 Statistical Analysis

The data were subjected to factorial analysis using SPSS version 28.0.0.0 (190) and wherever the treatment differences were found significant (F test), critical differences were worked out at five per cent ( $p=0.05$ ) probability level and the values are furnished. Treatment differences which were not significant are denoted as “NS”.

## 3. RESULTS

### 3.1 Rice Yield

The close examination of the data in Table 1 revealed significant influence of zinc applied at different rates through different sources on rice yield over control in Vertisol (clay loam) and Entisol (sandy clay loam). A linear increase in grain yield was noticed up to 5 mg kg<sup>-1</sup> (5556, 5771 kg ha<sup>-1</sup>) and straw yield (7029, 7120 kg ha<sup>-1</sup>) in Vertisol and Entisol, respectively and declined at 7.5 mg kg<sup>-1</sup> Zn. The percent increase in grain yield ranged from (15.7 to 25.9) and (13.8 to 21.8%) and straw yield ranged from (12.5 to 23.8%) and (11.2 to 17.2%) in Vertisol and Entisol, respectively. Zinc optimization was worked out through quadratic polynomial function ( $y=-30.64x^2+355.64x+4726.1$ ,  $R^2 = 0.9963^{**}$ , Entisol and  $y=-33.48x^2 + 389.06x + 4394.2$ ,  $R^2=0.9918^{**}$ , Vertisol) to achieve maximum rice yield and it showed 5.81 mg kg<sup>-1</sup> for both soils (Fig. 2). With respect to zinc sources, addition of zinc (chelated source) as Zn-EDTA recorded the highest grain yield (5307 and 5546 kg ha<sup>-1</sup>) and straw yield (6693 and 6913 kg ha<sup>-1</sup>) in Vertisol and Entisol, respectively and significantly superior to zinc sulphate and Zn-humate. The interaction between zinc sources and rates was significant with respect to rice yield (Table 2). Irrespective of zinc sources, grain and straw yield of rice increased up to 5 mg kg<sup>-1</sup> and declined thereafter. Similarly, at all zinc levels, the maximum rice yield was noticed Zn-EDTA. The percent 15.8 increase under different combinations in grain yield (15.8 to 29.9%) and (13.6 to 25.5%) and straw yield ranged from (12.1 to 27.4%) and (11.6 to 20.2%) in Vertisol

and Entisol, respectively. The maximum grain yield (5732, 5946 kg ha<sup>-1</sup>) and straw yield (7234, 7302 kg ha<sup>-1</sup>) was noticed with application of 5 mg kg<sup>-1</sup> Zn through zinc sulphate in Vertisol and Entisol, respectively.

### 3.2 Zinc Uptake

Zinc applied at different rates through various zinc sources caused significant improvement in zinc uptake in grain and straw at 5% level in Vertisol and Entisol over control (Table 1). Zinc uptake in grain and straw increased with zinc rates and maximum value in grain (137.7, 157.7 g ha<sup>-1</sup>) and straw (387.5, 408.3 g ha<sup>-1</sup>) was noticed with 7.5 mg kg<sup>-1</sup> in Vertisol and Entisol, respectively. However, comparable value of zinc uptake was noticed with 5 mg kg<sup>-1</sup>. The percent improvement in zinc uptake in grain ranged from (56.8 to 86.3, 51.8 to 79.5) and straw ranged from (27.5 to 45.7, 25.5 to 41.3) in Vertisol and Entisol, respectively. Among zinc sources, the maximum zinc uptake in grain (128.4 and 145.3 g ha<sup>-1</sup>) and straw (366.2, 396.8 g ha<sup>-1</sup>) was realized with application of zinc through Zn-EDTA and it was significantly superior to other two sources.

### 3.3 DTPA-Zinc

DTPA-Zn in Vertisol and Entisol was significantly influenced by application of zinc at different rates through zinc sources over control (Table 1). The DTPA-Zn was higher in Vertisol than in Entisol. Available zinc increased linearly with zinc levels and maximum value was noticed with 7.5 mg kg<sup>-1</sup> and was on par with 5 mg kg<sup>-1</sup> Zn. With regards to sources, zinc as Zn-EDTA outperformed zinc sulphate and Zn-humate in elevating the DTPA-Zn status. Available zinc improved to the tune of (58 to 81.4%) and (64.9 to 97.3%) in Vertisol and Entisol, respectively due to zinc rates.

### 3.4 Zinc Use Efficiency

Addition of zinc at different rates through various sources influenced zinc use efficiency and its parameters (Table 3). Zinc uptake efficiency (ZnUPE), Zinc utilization efficiency (ZnUTE), Zinc

use efficiency (ZnUE), Fertilizer Zn uptake efficiency (FZnUPE), fertilizer Zn utilization efficiency (ZnUTE) and fertilizer Zn use efficiency (FZnUE) was maximum with Zn-humate followed by Zn-EDTA and zinc sulphate. Zinc uptake efficiency (ZnUPE), Zinc utilization efficiency (ZnUTE), Zinc use efficiency (ZnUE) decreased with zinc levels and maximum value was noticed in control. While Fertilizer Zn uptake efficiency (FZnUPE) and fertilizer Zn use efficiency (FZnUE) was maximum with 2.5 mg kg<sup>-1</sup> and fertilizer Zn utilization efficiency (FZnUTE) was maximum with 5.0 mg kg<sup>-1</sup>.

#### 4. DISCUSSION

Micronutrients are essential for increasing crop production and enhancing animal and human health. Within the broad category of mineral-linked stresses, zinc (Zn) deficiency is one of the most widespread limiting factors to crop production, affecting more than 30 % of the world's soils, including many agricultural lands of different countries like South Asia. In the present study, rice responded significantly to application of zinc at different rates through different sources in both Vertisol and Entisol. From the polynomial regression equation, it was noticed that in both soils, to achieve maximum yield, addition of 5.81 mg kg<sup>-1</sup> Zn is needed. Application of 5.81 mg kg<sup>-1</sup> Zn caused 25.1 and 21 percent increase in grain yield over control in Vertisol and Entisol. Evidence of Rahman et al. [26] proved that addition of 10 kg Zn ha<sup>-1</sup> recorded maximum grain yield in soils of Bangladesh and Jena et al. [27] and Rahmatullah et al. [28] also reported 25 and 45 percent increase in grain yield on addition of 10 kg Zn ha<sup>-1</sup> in soils of Odisha and Pakistan. Higher grain yield due to zinc application stems from the fact that experimental soil was deficient in zinc and further it is attributed to involvement in many metallic enzyme systems, regulating functions and auxin production [29] and enhanced carbohydrate synthesis and its transport to site of grain production [30,31]. Significant increase in grain yield is also associated with improved DTPA-Zn levels in soils and zinc uptake [32]. This was confirmed by significant and positive linear relationship between grain yield and DTPA-Zn (Fig. 3). Linear regression analysis indicated that DTPA-Zn accounted for 96 and 98% variation in rice yield in Vertisol and Entisol. Alvarez et al. [33] reported that significant portion of fertilizer zinc remain in soil as exchangeable and organic complexed Zn. Positive impact of zinc fertilization on grain yield was further confirmed by

significant positive linear relationship noticed between grain yield and zinc uptake (Fig. 4) and linear regression analysis indicated that zinc uptake accounted for 98% variation in grain yield. Grain yield reduced in the absence of zinc addition is due to impairment in anther and pollen grain development in zinc deficiency plant as a result of low level of IAA and protein. In the present study, grain yield declined at 7.5 mg kg<sup>-1</sup> Zn. Higher level of zinc is likely to destroy metabolic balance in plants to result in disorder of other mineral nutrient status which has reduced rice grain yield [34]. Khan et al. [35] reported reduction in grain yield at 12 and 15 kg Zn ha<sup>-1</sup> in soils of Pakistan. Selection of appropriate zinc source as soil application can be alternative strategy to improve plant available zinc in lowland rice soil, thereby improving zinc uptake and finally grain yield. In the present study, addition of 5 mg Zn kg<sup>-1</sup> through Zn-EDTA recorded the highest grain yield (5732 and 5946 kg ha<sup>-1</sup>) in Vertisol and Entisol, respectively. The percent increase due to Zn-EDTA over control was 30 and 24.4 in Vertisol and Entisol, respectively. At the same level of zinc applied (5 mg kg<sup>-1</sup>), zinc sulphate and Zn-humate caused 25 and 21% and 22 and 18% increase over control in Vertisol and Entisol, respectively. This might be due to greater efficiency of Zn-EDTA in maintaining zinc in soil solution for a longer period for higher plant zinc uptake and finally higher yield [36]. Karak et al. [37] reported chelated zinc is 5 times more effective than inorganic salts. Zinc chelation differs in physical state, chemical reactivity, costs, bioavailability and susceptibility to leaching. Zinc form stronger chelates with inorganic one compared to naturally occurring organic ligands [38]. Thus higher grain yield was noticed with Zn-EDTA than Zn-humate. Higher straw yield with zinc application over control and the maximum value with 5 mg Zn kg<sup>-1</sup> through Zn-EDTA is associated with favourable effect of zinc on proliferation of roots and thereby increased uptake of nutrients from soil and supplying to aerial parts of the plant and ultimately higher vegetative growth [39]. Rice yield was higher in Entisol than Vertisol. But grain yield response and percent increase over control was higher with Vertisol than Entisol. Soil under Vertisol had higher oil pH, slightly calcareous and low zinc content. Rice response to zinc fertilization rate varied with soil pH, texture, available zinc status (Arif et al. [40]).

Graded dose of zinc increased zinc uptake in grain and straw and the maximum value was

noticed with 7.5 mg Zn kg<sup>-1</sup> in both soils. Zinc uptake is controlled by many factors i.e. amount of DTPA-Zn, transfer of zinc to root surfaces and interaction of Zn with other nutrients in soil or within plant [41]. Increase in zinc uptake in grain and straw on application of zinc was reported by Srivastava et al. [42]. Further, increased quantity of zinc in soil solution by the application of chelated zinc could have facilitated greater absorption of zinc compared to zinc sulphate. The greater influence of Zn-EDTA over other sources of zinc might be due to less retention, greater transport and movement of chelated zinc to plant roots [39].

chemical and biological reactions in soil [13]. In the present study, the highest DTPA-Zn was associated with 7.5 mg Zn kg<sup>-1</sup>. Significant increase in available zinc at higher level of zinc applied reported by Keram et al. [43]. Relatively higher DTPA-Zn with Zn-EDTA might be associated with very little or no interaction between soil components preventing various harmful reactions occurring in soil as compared to soil treated with zinc sulphate which enhances greater fixation and adsorption [44]. Kumar and Qureshi [13] also reported similar results that higher DTPA-Zn with Zn-EDTA than Zn-humate application to paddy soils.

The availability of zinc in soil or applied as fertilizer is governed by the net effect of physical,

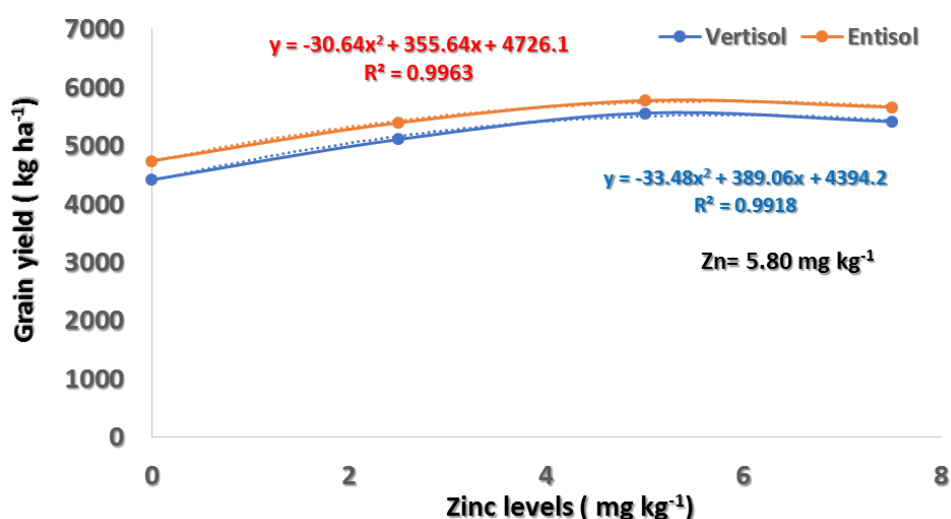


Fig. 2. Optimization of zinc rates to achieve maximum grain yield

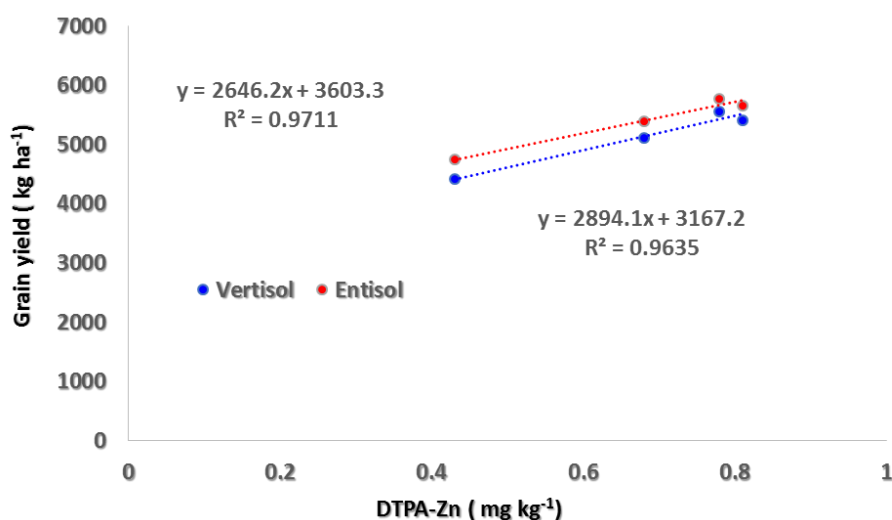


Fig. 3. Linear relationship between DTPA-Zn and grain yield

Table 1. Effect of sources and levels of zinc on rice yield, zinc uptake and DTPA –Zn

Treatments	Vertisol (Clay loam)				DTPA Zn ( ppm)	Entisol (Sandy clay loam)				
	Rice yield (kg ha <sup>-1</sup> )		Zinc uptake (g ha <sup>-1</sup> )			Rice yield (kg ha <sup>-1</sup> )		Zinc uptake (g ha <sup>-1</sup> )		DTPA Zn ( ppm)
	Grain	Straw	Grain	Straw		Grain	Straw	Grain	Straw	
Sources										
ZnSO <sub>4</sub>	5118	6454	119.5	340.5	0.72	5383	6756	135.4	370.5	0.64
Zn-EDTA	5307	6691	128.4	366.2	0.73	5546	6913	145.3	396.8	0.65
Zn- humate	4937	6300	99.9	322.1	0.57	5238	6519	116.3	330.4	0.48
CD@5%	72	56	5.0	9.5	0.02	79	69	5.3	10.3	0.02
Zn Levels ( mg kg <sup>-1</sup> )										
0	4412	5677	73.9	265.9	0.43	4737	6074	87.3	289.1	0.37
25	5104	6386	115.9	339.0	0.68	5391	6744	131.9	362.9	0.61
5.0	5556	7029	136.2	383.3	0.78	5771	7120	153.5	403.3	0.73
7.5	5411	6834	137.7	387.5	0.81	5659	6979	156.7	408.3	0.75
CD@5%	90	65	4.9	9.5	0.03	91	79	5.6	12.1	0.03



**Table 2. Interaction effect of zinc levels (mg kg<sup>-1</sup>) and sources on rice yield (kg ha<sup>-1</sup>)**

Levels Sources	Vertisol (Clay loam)					Entisol (Sandy clay loam)				
	0	2.5	5.0	7.5	Mean	0	2.5	5.0	7.5	Mean
Grain yield										
ZnSO <sub>4</sub>	4409	5107	5550	5405	5118	4781	5379	5748	5623	5383
Zn-EDTA	4606	5284	5732	5607	5307	4845	5559	5946	5833	5546
Zn- humate	4221	4921	5385	5221	4937	4580	5234	5618	5520	5238
Mean	4412	5104	5556	5411		4737	5391	5771	5659	
	S	L	S x L			S	L	S x L		
CD at 5%	72	90	155			79	91	158		
Straw yield										
ZnSO <sub>4</sub>	5711	6365	6976	6763	6454	6066	6776	7155	7027	6756
Zn-EDTA	5831	6620	7234	7078	6691	6272	6915	7302	7162	6913
Zn- humate	5489	6173	6876	6662	6300	5883	6541	6904	6748	6519
Mean	5677	6386	7029	6834		6074	6744	7120	6979	
	S	L	S x L			S	L	S x L		
CD at 5%	56	65	112			69	79	138		

**Table 3. Effect of zinc levels and source on zinc use efficiency and its components in rice**

Treatments Soil	Zinc uptake efficiency (ZnUPE) (g kg <sup>-1</sup> )		Zinc utilization efficiency (ZnUTE) (kg mg <sup>-1</sup> )		Zinc use efficiency (ZnUE) (kg mg <sup>-1</sup> )		Fertilizer Zn uptake efficiency (FZnUPE) (gkg <sup>-1</sup> )		Fertilizer Zn utilization efficiency (FZnUTE)		Fertilizer Zn use efficiency (FZnUE) (kg kg <sup>-1</sup> )	
	Vertisol	Entisol	Vertisol	Entisol	Vertisol	Entisol	Vertisol	Entisol	Vertisol	Entisol	Vertisol	Entisol
	Zinc sources											
ZnSO <sub>4</sub>	83	106	428.3	397.6	3554	4205	2.0	6.0	164.7	140.5	106.7	90.8
Zn-EDTA	88	112	413.0	381.7	3635	4266	6.0	7.0	165.0	158.1	104.9	106.3
Zn- humate	87	121	494.2	450.4	4331	5456	6.0	6.0	184.7	184.1	107.7	97.8
Zinc levels ( mg kg <sup>-1</sup> )												
0	86	118	597.0	542.6	5130	6401	-	-	-	-	-	-
2.5	85	108	440.4	408.1	3753	4419	8.0	9.0	165.2	143.7	138.4	130.8
5.0	87	105	407.9	375.9	3562	3953	6.0	7.0	179.6	156.2	114.4	103.4
7.5	85	104	392.9	361.1	3340	3773	4.0	5.0	159.3	132.9	66.6	61.5

Nutrient use deficiency is used as a measure of the capacity of the plant to acquire and utilize nutrients for biological yield. Zinc uptake efficiency (ZnUPE), Zinc utilization efficiency (ZnUTE), Zinc use efficiency (ZnUE) decreased with zinc levels. The decrease in zinc use efficiency parameters with zinc levels is the result of progressive decrease in grain yield with increasing zinc rates in zinc deficient soil. For example higher zinc use efficiency at lower levels of zinc was reported in rice by [45]. In our study, chelated zinc recorded higher zinc use efficiency compared to zinc sulphate. This denotes that water solubility and mobility of zinc fertilizer in

soil is the major determinants of its use efficiency especially in paddy soils. Due to lesser reaction of chelated zinc with soil components, thereby maintaining higher concentration of zinc in soil solution [46] and greater stability in soil compared to zinc sulphate [47]. Alvarez et al. [33] reported that when zinc was added as Zn-EDTA, the amount of most labile pool (WS-Zn, Exch-Zn, Com-Zn) increased throughout soil profile. Linear regression equation confirmed the significant positive role of DTPA-Zn and zinc uptake on zinc use efficiency and zinc utilization efficiency (Fig. 5) and it accounted for 97 to 98% variation in zinc use efficiency.

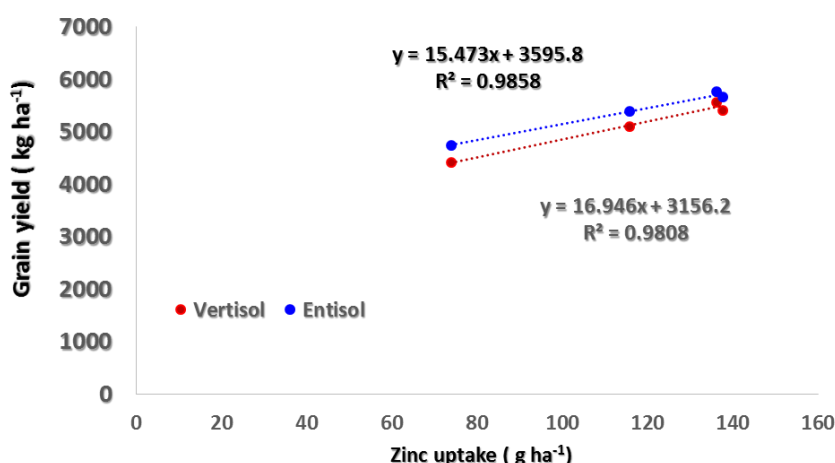


Fig. 4. Linear relationship between zinc uptake and grain yield

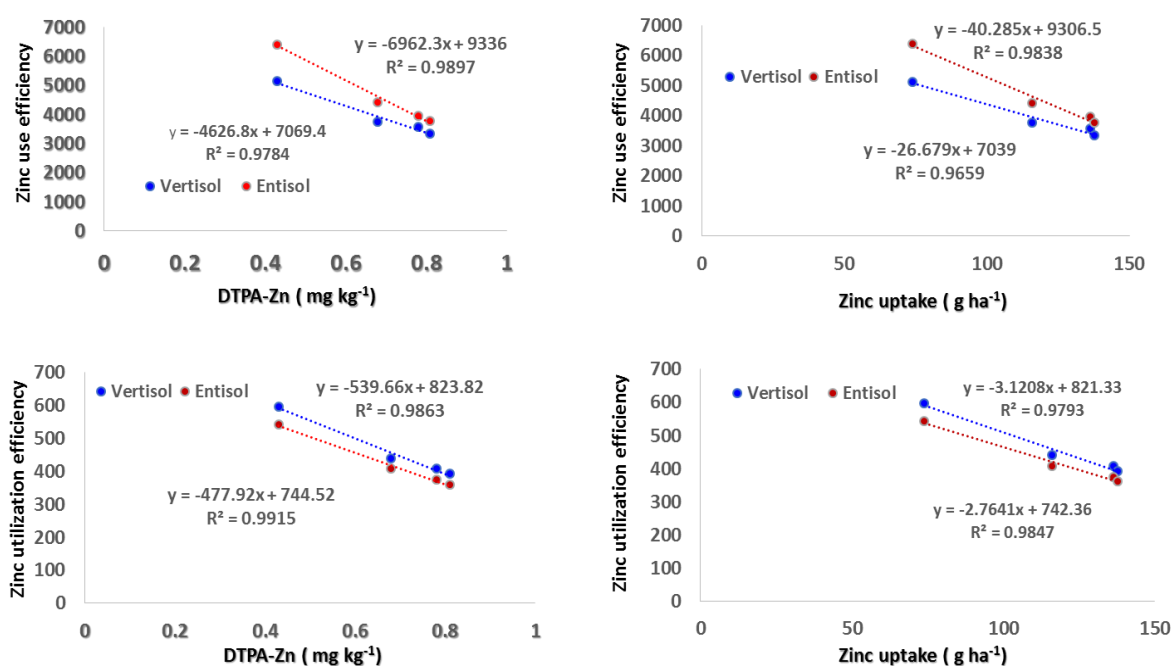


Fig. 5. Linear relationship between zinc uptake and DTPA-Zn with zinc use efficiency and zinc utilization efficiency

## 5. CONCLUSION

The application of Zn-EDTA at 5 mg Zn kg<sup>-1</sup> resulted in maximum rice yield in zinc deficient soils of Vertisol and Entisol. Zn-humate recorded maximum zinc use efficiency. The study results proved that fortification of Zn in rice could ease by Zn-humate application both in clay loam and sandy clay loam soil textured soils of Vertisol and Entisol, respectively.

## NOVELTY STATEMENT

Large area of this region (CDZ) has been reported to be zinc deficient and rice is grown in three fourth of the total area. The experiment was initiated to provide suitable source and levels for clay loam and sandy clay loam textured soils to get maximum yield and enhancing ZnUE. The outcome of the experiment clearly revealed that Zn-EDTA could be the most suitable source with 5 mg kg<sup>-1</sup> of Zn to get maximum rice yield and Zn-humate recorded the maximum ZnUE.

## RESEARCH LIMITATIONS AND FUTURE STUDIES

Current work have certain drawback such as irrigation water and natural soil Zn pool were not taken much concern and we measured only DTPA zinc. The degree Zn availability with other added sources in field conditions for various rice varieties in different agro climatic zones is still not well known. So, further studies required for Zn management in Zn deficient soils; because Zn fertilization can provide an efficient answer to capacitate rice productivity with resilient ways to face adversities in malnutrition.

## DATA AVAILABILITY STATEMENT

The data that support this work are available within the article itself.

## ACKNOWLEDGEMENTS

The authors thankful to the Head of Department of Soil Science and Agricultural Chemistry, Faculty of agriculture, Annamalai University for providing all the facilities to do analysis in AAS. We greatly thank the library in-charge for giving access to ICT laboratory (SS& AC) for using statistical software's and computer facilities.

## COMPETING INTERESTS

Authors have declared that no competing interests exist.

## REFERENCES

1. Hori K, Sun J. Rice grain and quality. Rice. 2022;15(33). DOI: <https://doi.org/10.1186/s12284-022-00579-z>
2. Rathina Priya TS, Eliazer Nelson ARL, Kavitha R, Usha A. Nutritional and functional properties of coloured rice varieties of South India: A review. Journal of Ethnic Foods. 2019;6:11. DOI: <https://doi.org/10.1186/s42779-019-0017-3>
3. Sen S, Chakraborty R, Kalita P. Rice- not just a staple food: A comprehensive review on phytochemicals and therapeutic potential. Trends in Food Science & Technology. 2020;97:265–285. DOI: <https://doi.org/10.1016/j.tifs.2020.01.022>
4. Senthilvalavan P. Yield, uptake and availability of micronutrient cations in rice (*Oryza sativa*) as influenced by nutrient sources and cultivation methods. Annals of Plant and Soil Research. 2018;20(4):338-343.
5. Fageria NK, Baligar VC. Methodology for evaluation of lowland rice genotypes for nitrogen use efficiency. J. Plant Nutr. 2003;26:1319-1333
6. Singh S, Singh V. Productivity, quality and nutrients uptake of maize (*Zea mays*) as influenced by sources and levels of zinc. Ann. Plant Soil Res. 2017;19(1):85-99
7. Tiong J, McDonald GK, Genc Y. HvZIP7 mediates zinc accumulation in barley (*Hordeum vulgare*) at moderately high zinc supply. New Phytol. 2014;201(1):131–143.
8. Cakmak I, Kutman UB. Agronomic biofortification of cereals with zinc: A review. Eur. J. Soil Sci. 2017;69:172–180.
9. Kamini Kumari. Yield, quality and nutrient uptake of rabi fodder crops in response to zinc. Ann. Plant Soil Res. 2017;19(2):219-202.
10. Yao F, Huang J, Cui K. Agronomic performance of high-yielding rice variety grown under alternate wetting and drying irrigation. Field Crops Res. 2012;126:16–22.
11. Singh AK, Meena MK, Bharati RC. Sulphur and zinc nutrient management in rice-lentil

- cropping system. Int. Conference on Life science research for rural and agricultural development, CPRS, Patna, Bihar. 2011; 66-67.
12. Veeranagappa P, Prakash HC, Basavaraja MK, Mohamed SH. Effect of Zn enriched compost on yield and nutrient uptake of rice (*Oryza sativa* L.). European Journal of Biological Sciences, 2010; 3(1):23-29.
  13. Kumar, M, Qureshi FM. Dynamics of zinc factors, availability to wheat (*Triticium aestivum*) and residual effect on succeeding maize (*Zea mays* L.) in Inceptisols. J. Agril. Sci. 2012;4(1):236-245.
  14. Alloway BJ. Zinc in Soils and Crop Nutrition. IZA Publications, International Zinc Association, Brussels. 2004;1-116.
  15. Senthilvalavan P, Manivannan R, Ravikumar C. Review on Administering Zinc Stress in Calcareous soils to enhance the Rice productivity. In: Current Research and Review in Soil Science (1), Bright Sky Publications, India. 2021;1:83-112.
  16. Gohil NB, Patel DP, Gajre N K. Effect of soil application of Iron and zinc on soil available nutrients under two different rice cultivars. The Pharma Innovation Journal. 2022; 11(9): 853-857.
  17. Milani N, McLaughlin MJ, Stacey SP, Kirby JK, Hettiarachchi GM, Beak DG, Cornelis G. Dissolution kinetics of macronutrient fertilizers coated with manufactured zinc oxide nanoparticles. J Agric Food Chem. 2012; Apr 25;60(16):3991-8.
  18. Santos DI, Saraiva JMA, Vicente AA, Moldão-Martins, M. 2 - Methods for determining bioavailability and bioaccessibility of bioactive compounds and nutrients, Editor(s): Francisco J. Barba, Saraiva JMA, Cravotto,G,Lorenzo JM. In Woodhead Publishing Series in Food Science, Technology and Nutrition, Innovative Thermal and Non-Thermal Processing, Bioaccessibility and Bioavailability of Nutrients and Bioactive Compounds, Woodhead Publishing, 2019; 23-54, <https://doi.org/10.1016/B978-0-12-814174-8.00002-0>.
  19. Mattiello EM, Da Silva RC, Degryse F, Baird, R, Gupta VVSR, McLaughlin MJ. Sulfur and zinc availability from co-granulated and zinc enriched elemental sulphur fertilizers. Journal of Agricultural and Food Chemistry. 2017; 65,6,11081115. DOI: 10.1021/acs.jafc.6b04586
  20. Jackson ML . Soil Chemical Analysis, Prentice Hall of India Pvt. Ltd., New Delhi;1973.
  21. Walkley, A, Black IA . An examination of the Digestion method for determining soil organic matter and a proposed modification of the chromic acid titration method. Soil Sci. 1934;34:29-38.
  22. Subbiah BV, Asija GL . A rapid procedure for estimation of available nitrogen in soils. Curr. Sci.,1956; 25, 259-260.
  23. Olsen SR, Cole GV, Watanabe FS, Dean LA. Estimation of available phosphorus in soil by extraction with sodium bicarbonate. U.S. Dept. Agric. Cir. No. 939,1954; 19
  24. Stanford, G, English,L . Use of flame photometer in rapid soil test and for K and Ca. Agron. J.,1949; 41, 446-447.
  25. Fageria NK, Baligar VC. Lowland rice response to nitrogen fertilization. Commun. Soil Sci. Plant Ann. 2009; 32:1405-1429.
  26. Rahman KMH, Abdul Khan Chowdhury Md, Sharmeen F, Sarkar A. Effect of zinc and phosphorus on yield of *Oryzasativa* (cv. BR 11). Bang. Res. Pub. J. 2011;5(4):351-358.
  27. Jena PK, Rao CP, Subbiah G. Effect of zinc management practices on growth, yield and economics in transplanted rice. Oryza. 2006;43(4):326-328
  28. Rahmatullah, K, Gurmani AR, Khan MS, Gurmani AK. Effect of zinc application on rice yield under wheat rice system. Pak. J. Biol. Sci. 2007;10(2):235-239.
  29. Chauhan SVS, Singh, B, Singh RD. Zinc requirement of rice (*Oryza sativa*) crop in alluvial soil. Ann. Plant Soil Res. 2017;19(3):315-318.
  30. Babu,P, Shanti PM, Rajendra Prasad B, Minhas PS. Effect of zinc on rice in rice-black gram cropping system in saline soils. Andhra Agric. J. 2007;54(1&2):47-50.
  31. Khan R,Gurmani AR, Khan MS, Gurmani AH. Residual, direct and cumulative effect of zinc application on wheat and rice yield under rice-wheat system. Soil and Environ. 2009;28(1):24-28.
  32. Talib, S, Bhat AM,Hussain, A, Ganai MA, Teli NA. Effect of levels and sources of zinc on growth, yield and economics of rice (*Oryza sativa*) under temperate conditions. Indian J. Agro. 2016;61(2):186-190.
  33. Alvarez JM, Novillo, J, Obrador, A, Lopez-Valdivia LM. Mobility and leachability of Zn in two soils treated with six organic Zn

- complexes. J. Agric. Food Chem. 2001;49: 3833 -3840.
34. Asadi, M, Sara, S, Ramzan Ali KN, Mahmoud GN, Fotokian MH. Effect of zinc (Zn) on some physiological characteristics of rice seedling. Indian J. Fundamental Appl. Life Sci. 2012;2(4):89-96.
  35. Khan P, Memon MY, Imtiaz, M, Depar, N, Aslami H, Memon MS, Shah JA. Determining the zinc requirement of rice genotypes Sarshar evolved at NIA, Tandojam. Sarhad J. Agric. 2012;28(1): 1- 7.
  36. Naik SK, Das DK. Effect of split application of zinc on yield of rice (*Oryza sativa* L.) in an nceptisol. Arch. Agron. Soil Sci. 2007;53:305-313.
  37. Karak T, Das DK, Maiti D. Yield and zinc uptake in rice as influenced by sources and time of zinc application. Indian J. Agrl. Sci. 2006;76(6):346-348.
  38. Mortvedt JJ, Gilken RJ. Zinc fertilizers. In: A.D. Robson (ed.) Zinc in soils and plants development in plant and soil science. Kluwer Academic Publishers, The Netherlands. 1993;33-34.
  39. Naik SK, Das DK. Relative performance of chelated zinc and zinc sulfate for lowland rice. Nutr. Cycling Agroecosyst. 2008;81: 219-227.
  40. Arif M, Shehzad MA, Bashir F, Tasneem M, Yasin G, Iqbal M. Boron, zinc and microtone effects on growth, chlorophyll contents and yield attributes in rice (*Oryza sativa* L.) cultivar. African J. of Biotech. 2012;11:10851-10858.
  41. Robson AD. Zinc uptake from soils. In: Zinc in soils and plants, Kluwer Academic Publishers, The Netherlands. 1993;69-106.
  42. Srivastava PC, Ansari UL, Pachauri SM, Tyagi AK. Effect of zinc application methods on apparent utilization efficiency of zinc and potassium fertilizers under rice-wheat rotation, J. Plant Nutr. 2016;39(3):348-364.
  43. Keram KS, Sharma BL Sawarkar SD. Impact of zinc application on yield, quality, nutrient uptake and soil fertility in a medium deep black soil (Vertisol). Int. J. Sci. Environ and Tech. 2012;1(5):563-571.
  44. Karak T, Singh UK, Das, S, Das DK, Kuzyakov Y. Comparative efficacy of ZnSO<sub>4</sub> and Zn-EDTA application for fertilization of rice (*Oryza sativa* L.) Archi. Agron. Soil Sci. 2005;51:253-264.
  45. Fageria NK, Das Santos AB, Cobucci T. Zinc nutrition of lowland rice. Commun. Soil Sci. Plant Ann. 2011;42:1719-1727.
  46. Das PK, Jena MK, Sahoo KC. Effect of integrated application of vermicompost and chemical fertilizer on growth and yield of paddy in red soil of South Eastern Ghats zone of Orissa. Environ. Ecol. 2002;20:13-15.
  47. Rahman M, Aziz T, Farooq M, Wakeed A, Rengel Z. Zinc nutrition in rice production system: A review. Plant Soil. 2012;190: 1-24.

© 2023 Sriramachandrasekharan et al.; This is an Open Access article distributed under the terms of the Creative Commons Attribution License (<http://creativecommons.org/licenses/by/4.0>), which permits unrestricted use, distribution, and reproduction in any medium, provided the original work is properly cited.

Peer-review history:

The peer review history for this paper can be accessed here:  
<https://www.sdiarticle5.com/review-history/105753>