



# **A Study on Farm Women Awareness for Climate Variability and Its Effect on Water Resources in Punjab**

**Preeti Sharma<sup>1\*</sup>, Lakhwinder Kaur<sup>1</sup>, Ritu Mittal<sup>1</sup>, Samanpreet Kaur<sup>2</sup> and Sukhjeet Kaur<sup>1</sup>**

<sup>1</sup>*Department of Extension Education and Communication Management, Punjab Agricultural University (PAU), Ludhiana-141004, Punjab, India.*

<sup>2</sup>*Department of Soil and Water Engineering, Punjab Agricultural University (PAU), Ludhiana-141004, Punjab, India.*

## **Authors' contributions**

*This work was carried out in collaboration between all authors. Author PS designed the study, wrote the protocol and wrote the first draft of the manuscript. Author LK assisted in conducting the study, statistical analyses and writing the manuscript. Authors RM, Samanpreet Kaur and Sukhjeet Kaur managed the analyses of the study. Authors PS, LK and RM managed the literature searches. All authors read and approved the final manuscript.*

## **Article Information**

DOI: 10.9734/BJAST/2017/32513

### Editor(s):

- (1) Rui Xiao, School of Energy and Environment, Southeast University, China.  
(2) Teresa De Pilli, University of Foggia, Department of Science of Agriculture of Food of Environment (SAFE), Via Napoli, 25; 71100 Foggia, Italy.

### Reviewers:

- (1) Amadou Mahamadou Laouali, Catholic Relief Services (CRS) in Niamey, Niger.  
(2) Stefanie Talento, Universidad de la República, Uruguay.  
(3) Odafiwotu Ohwo, Niger Delta University, Nigeria.  
(4) Salau Opeyemi, Ekiti State University, Nigeria.

Complete Peer review History: <http://www.sciencedomain.org/review-history/19567>

**Original Research Article**

**Received 28<sup>th</sup> February 2017**  
**Accepted 14<sup>th</sup> May 2017**  
**Published 16<sup>th</sup> June 2017**

## **ABSTRACT**

The study was conducted with the aim to study the extent and level of farm women awareness about climate variability and its effect on water resources. The study was conducted in three agro-climatic zones of Punjab, India. One district from each zone was selected purposively for the investigation. A sample of 120 randomly selected farm women was interviewed. The data was analyzed using appropriate statistical tools like frequency, percentages, mean weighted scores. Majority of the farm women (>60%) are fully aware that pollution, deforestation, paddy straw

\*Corresponding author: E-mail: [preetisharmahsee@pau.edu](mailto:preetisharmahsee@pau.edu);

burning and cultivation of paddy are the reasons for climate change. Most of them (>70%) are fully aware that increase in temperature and variation in rainfall were due to change in climate. Majority of them (80%) are fully aware that change in climate is leading to stress on water resources in Punjab and sixty per cent respondents perceived that more area under paddy cultivation was the major factor responsible for depleting groundwater. Most of the farm women (98%) were fully aware that water is wasted while performing various household tasks like washing of clothes, utensils, cleaning the floor, bathing animals with water pipes etc. The study concluded that majority of the farm women (59%) had medium level of awareness regarding reasons of climate change whereas most of them (80%) had low level of awareness regarding factors accountable for depletion of water. Ninety seven percent respondents had high level of awareness regarding wastage of water while performing household tasks. The study recommended that there is the need to evolve compatible water saving technologies, its effective extension and the enactment of proper legislation to prevent exploitation of water at household level.

*Keywords: Climate change; awareness; farm women; household activities.*

## 1. INTRODUCTION

There is no denying the fact that agricultural production and productivity in Punjab has been increased significantly. However, intensive agricultural practices have also led to the depletion of natural resources [1,2]. Up to 1995, the average fall of water table in Punjab was about 23 cm per year [3] which during the next 6 years (1997-2003) increased to 53 cm per year [4] and 51.5 cm per year during 1998-2006 [5].

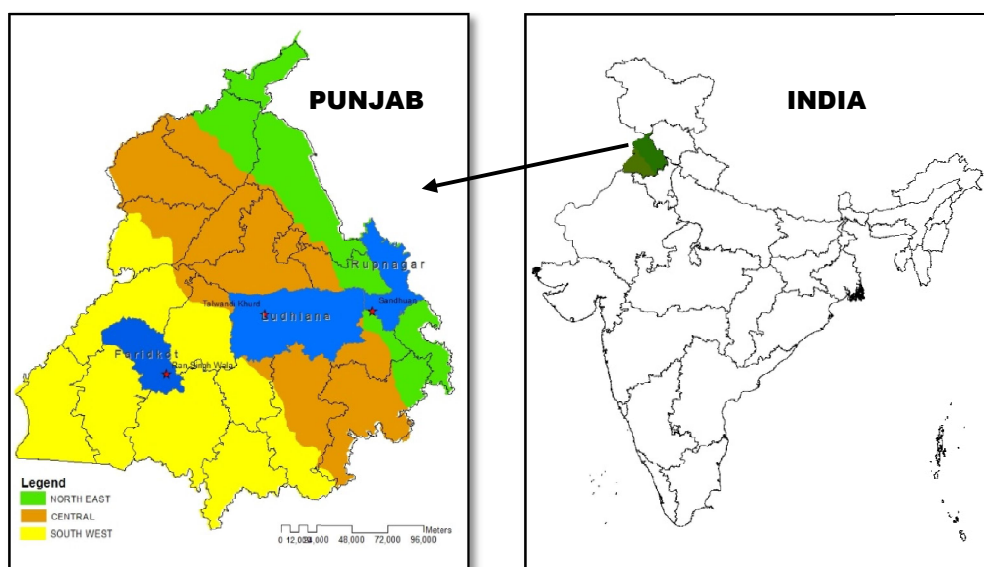
The dropping water levels are largely attributed to unsustainable consumption of groundwater for irrigation and other uses along with increased runoff and/or evapo-transpiration, which is exacerbated by climate change. These climatic changes present an additional burden on the world's economy, especially on agricultural and natural resource systems which are already coping with the growing food demand driven by population growth and higher purchasing power [6]. Every year, farmers set paddy stubble ablaze to prepare ground for next crop, thereby damage soil quality and cause pollution [7]. Further increased use of generators, industrialization, mechanization and so on are also accountable for climate change.

Not only agriculture but household activities performed by farm women during bathing, cleaning the floor, washing clothes and utensils, cooking are also responsible for ground water depletion. Injudicious use of water at household level creates an additional burden to ground water table. Keeping this in view, the present study was conducted with the objective to assess the extent and level of awareness among farm women on climate variability and its effect on water resources.

## 2. MATERIALS AND METHODS

The Punjab state represents 1.5 per cent geographical area of India with its latitudinal extent from 29°33' to 32°34' N and longitudinal extent from 73°53' to 76°56' E. The climate of Punjab is mainly sub-tropical, semi-arid and monsoon type. The annual average maximum and minimum temperature ranges between 29° to 32°C and 15° to 20°C, respectively. The mean annual rainfall in the State and different locations ranges from 400 to 1300 mm [8]. Punjab has been the top food producer in India for a very long time. In order to maximize grain productivity, vast areas have been put under intensified rice and wheat cropping system. Paddy occupies 28.51 lakh hectares in *Kharif* and wheat occupies 35.12 lakh hectare in *Rabi* season. The net irrigated area of the State is 41.15 lakh hectare (81.71%), out of which 29.82 lakh hectares (72.5%) is irrigated by tubewells and remaining area of 11.33 lakh hectare (27.5%) is irrigated by canals [9]. The number of electric tubewells had increased 13 times from 1970-71 to 2013-14 i.e 0.91 lakh in 1970-71 to 12.35 lakh in 2014-15 [10].

The three agro climatic zones of Punjab i.e. north-east zone, central zone and south-west zone (based on water resources) were purposively selected for the study (Fig. 1). One district from each of the zone was selected on the basis of rate of ground water depletion viz. districts -Ropar, Ludhiana and Faridkot. One village was randomly selected from each selected districts namely *Sandhua*, *TalwandiKhurd* and *Ransingh Wala*. All the three villages were following paddy-wheat rotation and had 50 cm/year rate of ground water depletion [10]. All the three zones had distinct water



**Fig. 1. Location of selected districts in different agro-climatic zones of Punjab, India**

problems. The north east zone having high rainfall but deep water table. The central zone having more and increased number of tubewells, having higher rate of ground water depletion. The south west zone having the problem of water logging and alkalinity of soil. Forty farm women were randomly selected from each village, comprising a sample of 120 farm women for the study. The data was collected with the help of interview schedule and analyzed using the statistical tools like frequency, percentages and weighted mean score. Extent of awareness was measured on three points continuum i.e. fully aware, somewhat aware and not at all aware with the scoring of 2, 1 and 0 respectively. Level of awareness was further calculated as high, medium and low.

### 3. RESULTS AND DISCUSSION

#### 3.1 Socio-demographic Characteristics

The scrutiny of data in Table 1 revealed that about half of the respondents (47%) were young belonging to age group of 18-38 years while 44 per cent belonged to the age group of 39-59 years. Nine per cent of the respondents were old (60-80 years).

Majority of the respondents (90%) were literate out of which nearly one fourth respondents had educational qualification up to primary (25%) and matriculation (29%). A large majority of the

respondents (97%) belonged to general category while 2.5 per cent belonged to other backward class (OBC).

Data further revealed that majority of the respondents (84%) belonged to joint family whereas only 16 per cent of the respondents belonged to nuclear family. The results were in agreement with the findings which shows that joint family system is still widely prevalent in rural areas [11,12,13,14].

With regards to family size, most of the respondents (62%) had a family size of 2-6 members (average 6 members) while 35 per cent had a family size of 7-11 members (average 10 members). It can be concluded that majority belonged to the joint families with family size of 6 members.

#### 3.2 Extent of Awareness about Reasons of Climate Change

A perusal of data in Table 2 showed that majority of respondents (87%) were 'fully aware' that pollution was major reason responsible for climate change. It was followed by 64 per cent respondents who perceived deforestation, burning of paddy straw (62%) and paddy cultivation (54%) as other reasons of climate change. In Rangareddy district of Telangana, India, 32% of the respondents also perceived climate change as being caused by deforestation and bush burning [15].

**Table 1. Socio-demographic characteristics of the respondents**

Characteristic	n=120 Frequency
<b>Age(years)</b>	
18-38	56 (47)
39-59	53 (44)
60-80	11 (9)
<b>Education</b>	
Illiterate	12 (10)
Primary	30 (25)
Middle	10 (8)
Matriculation	34 (29)
Secondary	17 (14)
Graduates	17 (14)
<b>Caste</b>	
General	116 (97)
Backward Caste	1 (1)
OBC	3 (2)
<b>Family type</b>	
Nuclear	19 (16)
Joint	101 (84)
<b>Family size (No. of members)</b>	
2-6	74 (62)
7-11	42 (35)
12-16	4 (3)

\*Figures in parentheses indicates percentages

Majority of the respondents (>75%) were 'not at all' aware that increased use of generators, industrialization and more use of pesticides also played major role in climate change.

### 3.3 Extent of Awareness about Effects of Climate Change

Fig. 2 indicated the awareness of farm women regarding various effects of climate change. Most of the respondents (90%) were fully aware that increase in temperature was one of the effects of climate change followed by seventy three percent respondents who perceived variation in rainfall and fifty eight percent respondents perceived shifting of season as other effects of climate change. Nearly one-fourth respondents (25% and 28%) were also aware that change in soil moisture and increased risk of drought were other effects of climate change. The findings were supported by researchers [15,16,17,18] who reported that majority of the farmers perceived increase in temperature and variation in rainfall was due to climate change. The findings were in tune with the study [15] who also reported that very low percentage of farmers perceived raise of soil temperature and fast evaporation of soil moisture as other effects of climate change. It can be concluded that farm

women were aware about major effects of climate change.

### 3.4 Extent of Awareness about Effect of Climate Change on Water Resources

The data in Table 3 indicated that majority of the respondents (80%) were 'fully aware' that water table depletion was the result of climate change followed by variation in rainfall (67%) and increase in number of tubewells (47%). Report of Central Groundwater Board (2014) also reported that number of over exploited blocks have rapidly increased in last few decades in Punjab. The Table 3 concluded that farm women were aware about various effects of climate on water resources.

### 3.5 Extent of Awareness about Factors Responsible for Depletion of Water

A scrutiny of the data in Table 4 revealed that majority of the respondents (63%) were 'fully aware' that more area under paddy cultivation was major factor responsible for depletion of water. However, only one-third respondents were 'fully aware' that increase in number of tubewells (37%) and declining trend of rainfall (37%) were also accountable for depletion of water. It is evident from the fact that total water availability in Punjab falls short of the available water supply by 1.28 Mha-m and the deficit is being met by over exploitation of groundwater resources [19].

Perusal of data further revealed that most of the respondents (>80%) were not at all aware about other factors responsible for depletion of water such as wrong practices of irrigation, sticking to rice-wheat rotation, over irrigation of crop and early transplanting of paddy. This is a matter of concern. The results of Tables 3 and 4 concluded that although majority of the farm women were fully aware about water table depletion as one of the effects of climate change but most of them were not at all aware about various factors responsible for it. Here the role of extension agents is very important in creating awareness about various factors contributing to water table depletion. Singh and Grover [20] reported that extension can help farmers prepare for greater climate variability and uncertainty, create contingency measures to deal with exponentially increasing risk and alleviate the consequences of climate change by providing advice on how to deal with droughts, floods and so forth. Extension can also help with mitigation of climate change.

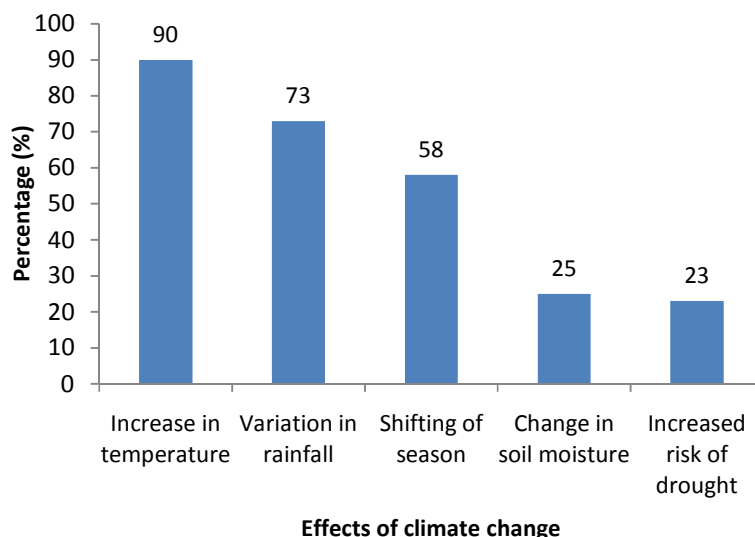
### 3.6 Extent of Awareness about Wastage of Water While Performing Household Tasks

Table 5 depicts the awareness of farm women about wastage of water while performing household tasks. Almost all the respondents (98%) were 'fully aware' that water is wasted during performing various household tasks like washing of clothes and utensils, cleaning the floor, bathing animals with water pipes etc. The

data suggests that there is a need to train farm women in using different water saving technologies while performing household activities. Researches proved that training can help in changing the behavior of people. Various studies found that there was an increase in knowledge (91.5%), change in attitude (84.5%) and development of skill (84%) of farm women after participating in the training programme [14,21].

**Table 2. Distribution of respondents according to the extent of awareness about reasons of climate change**

Reasons	Extent of awareness		
	Fully aware (%)	Somewhat aware (%)	Not at all aware (%)
Paddy cultivation	54	1	45
Burning of paddy straw	62	4	33
Increased use of generators	12	1	87
Pollution	87	3	10
Industrialization	19	2	78
Mechanization	43	3	53
More use of pesticides	21	3	76
Deforestation	64	3	32



**Fig. 2. Awareness of farm women about effects of climate change**

**Table 3. Distribution of respondents according to the extent of awareness about effect of climate change on water resources**

Effects	Extent of awareness		
	Fully aware (%)	Somewhat aware (%)	Not at all aware (%)
Water table depletion	80	5	15
Variation in rainfall	66	7	27
Increase in number of tubewells	47	7	46

**Table 4. Distribution of respondents according to the extent of awareness about factors responsible for depletion of water**

Factors	Extent of Awareness		
	Fully aware (%)	Somewhat aware (%)	Not at all aware (%)
More area under paddy cultivation	63	-	37
Over irrigation of crop	12	1	87
Wrong practices of irrigation	6	-	94
Early transplanting of paddy	16	2	82
Stick to rice-wheat rotation only	4	1	95
Increase in number of tubewells	37	4	59
Declining trend of rainfall	36	2	62

n=120

**Table 5. Distribution of farm women according to the extent of awareness about wastage of water while performing household tasks**

Tasks	Extent of awareness		
	Fully aware (%)	Somewhat aware (%)	Not at all aware (%)
Washing of clothes directly under running tap	98	2	-
Washing of utensils directly under running tap	98	2	-
Washing of vegetables directly under running tap	97	3	-
Over flowing of water tanks	94	5	1
Cleaning the floor with water	98	2	-
Bathing under shower	90	7	3
Running the water tap continuously while brushing, shaving etc.	95	5	0
Washing household and agricultural machinery with water pipes	97	3	-
Cleaning/washing animal shed with water pipes	92	6	2
Bathing animals with water pipes	98	2	-
Leakage of water taps and pipes	97	-	3
Children play under running water	95	4	1

n=120

### 3.7 Level of Awareness Regarding Climate Change

The level of awareness regarding climate change was analyzed on four parameters viz. reasons of climate change, effect of climate change on water resources, factors responsible for depletion of water and wastage of water while performing household tasks. The data showed that majority of the farm women (59%) had medium level of awareness regarding reasons of climate change followed by forty five per cent respondents who had medium level of awareness regarding effect of climate change on water resources. Most of the respondents (80%) had low level of awareness regarding factors responsible for depletion of water. It was interesting to note that awareness level was high (97%) with respect to

wastage of water in performing household tasks (Fig. 3). This showed that people were aware that lot of water was wasted during washing clothes, bathing etc. Still no action is taken to manage the wastage of water for future generation. It shows the need of developing and promoting easy to use water saving technologies as people use easy way to complete their task/work inspite of awareness regarding its after effects.

### 3.8 Suggestions to Save Water Resources from Depletion

Suggestions to save water resources from depletion were recorded through open ended questions which are presented in Table 6. The data revealed that about half of the respondents

(48%) suggested that wastage of water at home should be avoided while 37 per cent suggested that bucket should be used for washing clothes and utensils rather than under running taps. Nearly one third of the respondents (33%)

suggested avoiding running taps when not in use and closing the tap after use. Approximately one fourth of the respondents (29%) suggested that bathing under shower should be avoided rather use bucket and mug.

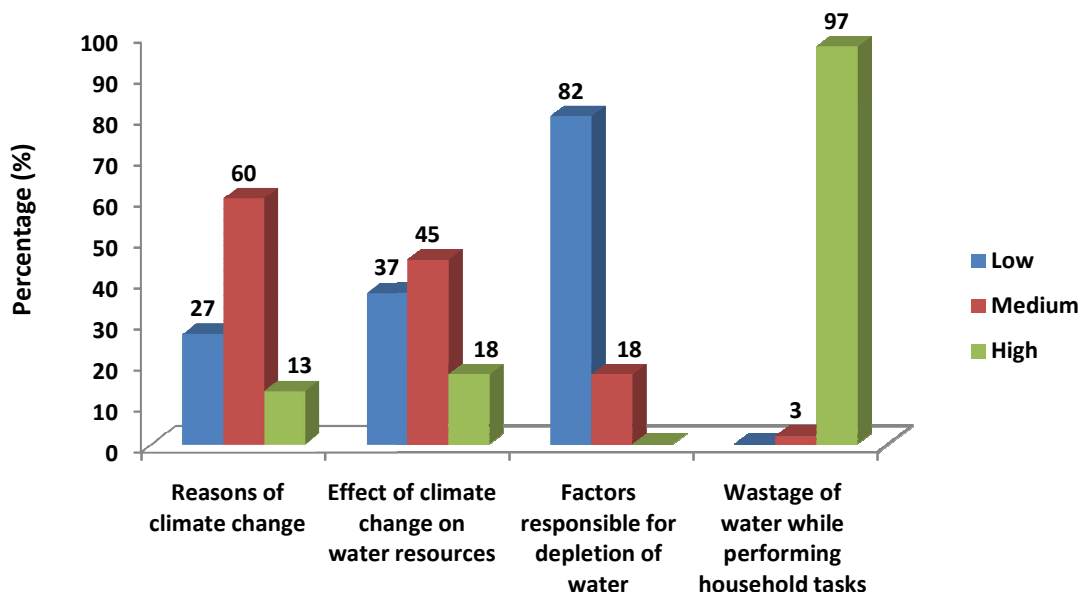


Fig. 3. Distribution of farm women according to level of awareness regarding climate change

Table 6. Solutions suggested by farm women to save water at household level

Suggestions	n=120	
	Frequency	%
Avoid wastage at home	58	48
Use bucket for washing clothes and utensils	45	37
Avoid running taps and close the tap after use	40	33
Avoid bathing under shower and use bucket and mug for bathing	29	24
Use bucket and mop for cleaning the floor	22	18
Remaining water should be used to water the plants	9	7
Crop diversification should be adopted	8	7
Bath animals at two days interval	7	6
Keep check at children and teach them not to waste water	7	6
Use alarm bell to fill the tank	6	5
Bath animals in ponds or use bucket and mug while bathing animals	5	4
Avoid flushing the toilet unnecessarily	5	4
Save rain water (rain water harvesting)	5	4
Avoid washing of car with pipes	4	3
Wash vegetables in utensils	3	2
Wash clothes by hand	3	2
Use remaining water of filter for other purposes	2	2
Ban on paddy cultivation	2	2
Remaining water should be used to clean the floor and animal shed	2	2
Wash utensils at end	1	1

\*Multiple response

#### 4. CONCLUSION

The study concluded that farm women were fully aware about the reasons of climate change like pollution, deforestation, paddy straw burning etc. but majority of them had medium level of awareness. Majority of them were fully aware about effects of climate change on water resources but most of them had low level of awareness about factors responsible for depleting water table. The findings suggested that there is a need to create awareness regarding reasons and effects of climate change through media and extension functionaries. Findings further suggested that farm women had high level of awareness regarding wastage of water during performing household tasks which raised need of evolving compatible water saving technologies and educating farm women in using these techniques. Role of extension functionaries/ home scientists should increase to train farm women in reducing the effects of climate change by adopting appropriate technologies.

#### COMPETING INTERESTS

Authors have declared that no competing interests exist.

#### REFERENCES

- Sidhu HS. Crisis in Agrarian economy in Punjab – Some urgent steps. *Eco and Polit Weekly*. 2002;37(30):3132-38.
- PSFC Report. Agricultural policy for Punjab. Punjab State Farmers Commission. Mohali, Punjab; 2013.
- Khepar SD, Sondhi SK, Chawla JK, Singh M. Impact of soil and water conservation works on groundwater regime in Kandi area of Punjab. *Journal of Soil Water Conservation*. 2011;45:182-89.
- Hira GS, Jalota SK, Arora VK. Efficient management of water resources for sustainable cropping in Punjab. *Research Bulletin*. Department of Soil, Punjab Agricultural University, Ludhiana, Punjab, India; 2004.
- Kaur S, Aggarwal R, Soni A. Study of water-table behaviour for Indian Punjab using GIS. *Water Sci and Tech*. 2011;63:1574-81.
- Charles H, Godfray J, Garnett T. Food security and sustainable intensification; 2012. Available: <https://www.ncbi.nlm.nih.gov/pmc/articles/PMC3928882/> (Accessed February 2017)
- Anonymous. *The Indian Express*; 2016.
- Kaur P, Sandhu SS, Singh H, Kaur N, Singh S, Kaur A. Climatic features and their variability in Punjab. *Technical Bulletin*. AICRP on Agrometeorology. Punjab Agricultural University, Ludhiana; 2016.
- Anonymous. *Statistical abstracts of Punjab*. Directorate of Economics and Statistics. Government of Punjab, Chandigarh; 2014.
- Anonymous. *Statistical abstracts Punjab*. Economic and Statistical Organisation. Government of Punjab. 2015;951:164.
- Latha M, Chandrakumar G. A study on agricultural women Self Help Groups (SHGs) members' micro credit analysis in Trichy district, Tamil Nadu; 2012. Available: [http://www.exclusivemba.com/ije\\_mr\\_03.09.2015](http://www.exclusivemba.com/ije_mr_03.09.2015) (Accessed 3 September 2015)
- Kalra RK, Anil B, Siddique KHM, Tonts M. Self help groups in Indian agriculture: A case study of farmer groups in Punjab, Northern India. *J Sus Agri*; 2012. DOI: 10.1080/10440046.2012.719853-1-11
- Baite DJ. Impact analysis of progressive beekeepers association of Punjab. Ph.D Dissertation, Punjab Agricultural University, Ludhiana, Punjab, India; 2014.
- Kaur L. Impact of self help groups on women empowerment in Punjab. Ph.D Dissertation, Punjab Agricultural University, Ludhiana, Punjab, India; 2014.
- Vani S, Kumar P. A study on awareness levels and adaptation strategies for climate variability among farmers. *Intl J Envnt, Agri and Biotech*. 2016;3(2):190-194.
- Mandleni B, Anim FDK. Climate change awareness and decision on adaptation measures by livestock farmers in South Africa. *J Agri Sci*. 2011;3(3):258-268.
- Oduniyi OS. Climate change awareness: A case study of small scale maize farmers in Mpumalanga Province, South Africa. M.Sc. Thesis, University of South Africa; 2013.
- Sharma P, Kaur L, Mittal R, Kaur S, Kaur S. Awareness about effects of climate change on water resources and its solution. *Ind J Eco and Dev*. 2016;12(1): 573-578.
- Aggarwal R, Kaur S, Brar MS. Groundwater scenario based decision



- support system for selection of pumping sets. Technical Bulletin. AICRP on Irrigation Water Management. Punjab Agricultural University, Ludhiana; 2016.
20. Singh I, Grover J. Role of extension agencies in climate change related adaptation strategies. Intl J Farm Sci. 2013;3(1):144-155.
21. Gupta S, Singh SK. Economic security among rural women through self help groups: An analytical study. Ind Res J Ext Edu. 2012;12:117-120.

---

© 2017 Sharma et al.; This is an Open Access article distributed under the terms of the Creative Commons Attribution License (<http://creativecommons.org/licenses/by/4.0>), which permits unrestricted use, distribution, and reproduction in any medium, provided the original work is properly cited.

*Peer-review history:*  
*The peer review history for this paper can be accessed here:*  
<http://sciencedomain.org/review-history/19567>